

**BIG SUR CHARTER SCHOOL
REGULAR SCHOOL BOARD MEETING MINUTES**

June 14, 2023 at 5:00 PM

Big Sur Charter School, 304 Foam St, Monterey CA, 93940

Individuals who require special accommodation, including but not limited to an American sign language interpreter, accessible seating or documentation in accessible formats, should contact the School Director or designee at least two days before the meeting. The meeting may be attended virtually using the following Zoom link: <https://bigsurcharterschool-org.zoom.us/j/85963352790?pwd=eWJoOWFCb1FFaWI2MzVZRHh5YXFtOT09>

I. OPENING BUSINESS

1. Call to Order 5:06 PM
2. Roll Call All board members present (Suzy dialing in due to family care needs)
3. Action to Add New Items Since Posting of Agenda (2/3 Majority)
4. Adoption of Agenda Completed

II. RECOGNITIONS: *STUDENTS, INDIVIDUALS AND/OR ORGANIZATIONS FOR SIGNIFICANT CONTRIBUTIONS MADE TO THE SCHOOL.*

Aimee and Hiring committee

8th Grade graduation and camping trip (Chantel/Wyatt/Hannah)

III. COMMUNICATIONS

1. Written Communication
2. Board Member Comments
3. Director's Report

7/14/2023 Director's Report

Projected 2023-24 enrollment:

- TK-8 123
- Historical
 - June 13, 2022 - 99
 - June 15, 2021 - 104

Summer Construction

- Still no dates
- Interior painting getting bids

Staffing needs

- CSP aide

Admin Plan for next year

- Contract out for all SAI
- Have the CSP aide also do office work once a week

Request formalizing dates for duties

- Use board google calendar
- Set check in dates re agenda between chair secretary and director
- Set check in dates for agenda additions to be sent to chair or secretary prior to the above date
- Request that secretary finalized agenda and send PDF to christin and Aimee

4. BSCS Staff Comments (Non-Agenda Items)

**BIG SUR CHARTER SCHOOL
REGULAR SCHOOL BOARD MEETING MINUTES**

June 14, 2023 at 5:00 PM

Big Sur Charter School, 304 Foam St, Monterey CA, 93940

IV. HEARING SESSION

Citizens may address the board about subjects not listed on the agenda. Speakers addressing the board are limited to three (3) minutes with a maximum of twelve (12) minutes per topic. Any member of the public who utilizes a translator will receive six (6) minutes with a maximum of twenty-four (24) minutes per topic. This ensures that non-English speakers receive the same opportunity to address the board as English speakers. Comments will be heard with no action taken.

V. CONSENT AGENDA

Items listed under the Consent Agenda are considered to be routine and/or may have been discussed at a previous Board meeting. There is no discussion of these items prior to the Board vote unless a member of the Board requests specific items be discussed and/or removed from the Consent Agenda. Each item on the Consent Agenda and approved by the Board Members shall be deemed to have been considered in full and/or adopted as recommended.

1. Approve Board Meeting Minutes from May 17, 2023 and February 8, 2023

Recommendation: (Aimee Alling, Director) The Administration recommends approval of the minutes as presented.

2. Approve Bank Statement:

1st Capital Bank Statement May 31, 2023

Recommendation: (Aimee Alling, Director) I certify that I have reviewed the attached statement for consistency with the School's budget, and purchasing and accounting practices and therefore, recommend Board approval.

3. Approve Credit Card Statements:

US Bank Statement May 22, 2023

Wells Fargo Statement June 3, 2023

Recommendation: (Aimee Alling, Director) I certify that I have reviewed the attached statement for consistency with the School's budget, and purchasing and accounting practices and therefore, recommend Board approval.

4. Board Report of Warrants:

Warrants from May 13-June 9, 2023

Recommendations: (Aimee Alling, Director) I certify that I have reviewed the attached warrants for consistency with the School's budget, and purchasing and accounting practices and therefore, recommend Board approval.

Motion to approve the Consent Agenda

All in favor: Unanimous

Opposed:

BIG SUR CHARTER SCHOOL
REGULAR SCHOOL BOARD MEETING MINUTES
June 14, 2023 at 5:00 PM
Big Sur Charter School, 304 Foam St, Monterey CA, 93940

VI. PUBLIC HEARING

1. Review LCAP and Dashboard Local Indicators

Time open: 5:29 PM

Time closed: 5:36

VII. ACTION/DISCUSSION

1. Adopt 2023-24 LCAP

Board Action: Adopt

Motion to Approve: Chad

Second: Rachael

All in favor: Unanimous

Opposed:

2. Approve Dashboard Local Indicators

Board Action: Approve the DLI

Motion to Approve: Rachael

Second: Jennifer

All in favor: Unanimous

Opposed:

3. Elect Chantel Kjellgren Application to the Board

Board Action: Elect Chantel to Board

All in favor: Unanimous

4. Board Elections

- i. Chad Bollmann (elected June 2018, re-elected June 2021, term ends June 2023)

- ii. Jessica (elected June 2021, term ends 2023)

Board Action: Re-elected to the board

All in favor: Unanimous

Opposed:

5. Adopt Estimated Actuals & Budget

Board Action: Adopted

Motion to adopt: Jennifer

Second: Jessica

All in favor: Unanimous

Opposed:

6. Approve Board Calendar

Board Action: Completed

Motion to adopt: Jennifer

Second: Chad

All in favor: Unanimous

Opposed:

**BIG SUR CHARTER SCHOOL
REGULAR SCHOOL BOARD MEETING MINUTES**

June 14, 2023 at 5:00 PM

Big Sur Charter School, 304 Foam St, Monterey CA, 93940

7. Approve Contracts - Vicki Blaszcak, Laura Fernadez, Rachel Cruz

Board Action: Approved

Motion to adopt: Chad

Second: Jessica

All in favor: Unanimous

Opposed:

8. Approve MOU with Big Sur Unified School District

Board Action: Approved

Motion to adopt: Rachael

Second: Jennifer

All in favor: Unanimous

Opposed:

VIII. INFORMATION/DISCUSSION

1. Fence Discussion

Board Action: Tabling until we get a quote from Chantel's father and work on the exterior of the building is scheduled/completed.

2. Board Self-evaluation & Goal Setting

Board Action: Completing at the board retreat in September

3. School Director's Evaluation & Goal Setting

Board Action: Reviewed last month; revisit/update at the board retreat

4. Discuss adding part time Administrative Aid/Assistant

Board Action: Discussed

5. Review and Discuss next two months of Board Calendar

Board Action: Discussed and scheduled

IX. ADJOURNMENT

Time Adjourned: 7:03 PM

Items for next meeting:

School assessment - academic testing results

Proposed Board Retreat Agenda:

- a) Board Calendar operationalization
- b) Board Composition Vision
- c) Form 700
- d) Brown Act
- e) Grant Planning
- f) Board Evaluation and goals for the next year
- g) Director Check-in with the Board (Review goals and progress and Plan)

**BIG SUR CHARTER SCHOOL
EMERGENCY SCHOOL BOARD MEETING MINUTES**

JULY 12, 2023 at 4:00 PM

Big Sur Charter School, 304 Foam St, Monterey CA, 93940

Individuals who require special accommodation, including but not limited to an American sign language interpreter, accessible seating or documentation in accessible formats, should contact the School Director or designee at least two days before the meeting. The meeting may be attended virtually using the following Zoom link:

<https://bigsurcharterschool-org.zoom.us/j/85963352790?pwd=eWJoOWFCb1FFaWI2MzVZRlh5YXFtQT09>

I. OPENING BUSINESS

1. Call to Order
2. Roll Call
3. Action to Add New Items Since Posting of Agenda (2/3 Majority)
4. Adoption of Agenda

II. INFORMATION/ACTION

1. Discuss Sustainability of Serving TK-8 Grades
Board Action: None taken

III. ADJOURNMENT

Time Adjourned: 5:06pm

**BIG SUR CHARTER SCHOOL
EMERGENCY SCHOOL BOARD MEETING AGENDA**

JULY 26, 2023 at 4:00 PM

Big Sur Charter School, 304 Foam St, Monterey CA, 93940

Individuals who require special accommodation, including but not limited to an American sign language interpreter, accessible seating or documentation in accessible formats, should contact the School Director or designee at least two days before the meeting. The meeting may be attended virtually using the following Zoom link:

<https://bigsurcharterschool-org.zoom.us/j/85963352790?pwd=eWJoOWFCb1FFaWI2MzVZRlh5YXFtQT09>

I. OPENING BUSINESS

1. Call to Order at 4:02 PM

2. Roll Call

- Present: Rachael Black, Chad Bollmann, Suzy Graybill, Jessica Ramey-Herne, Jennifer Ross (quorum)
- Absent: Chantel Kjellgren

3. Action to Add New Items Since Posting of Agenda (2/3 Majority) - None

4. Adoption of Agenda

Motion: Rachael Black Ayes: Unanimous

II. INFORMATION/ACTION

1. Pass Resolution 2023-1: RESOLUTION FOR EXEMPTION TO THE SEPARATION-FROM-SERVICE REQUIREMENT PURSUANT TO SECTION 24214.5 OR 26812 OF THE EDUCATION CODE based on unfilled 7th/8th grade teaching position

Board Action: Board is so resolved and approved the resolution.

Motion: Jessica Ramey-Herne Ayes: Unanimous

III. ADJOURNMENT

Time Adjourned: 4:14 PM

1ST CAPITAL BANK

P.O. BOX 811
Salinas, CA 93902

RETURN SERVICE REQUESTED






BIG SUR CHARTER SCHOOL
304 FOAM ST
MONTEREY CA 93940-1408

Statement Ending 06/30/2023

BIG SUR CHARTER SCHOOL
Account Number: XXXXXX0996

Page 1 of 2

Managing Your Accounts

	Branch Name	Monterey
	Branch Phone Number	(831) 264-4070
	Customer Service	(831) 264-4000
	Mailing Address	P.O. BOX 811 Salinas, CA 93902
	Online Banking	1stcapital.bank

Summary of Accounts

Account Type	Account Number	Ending Balance
NON PROFIT BUSINESS CHECKING	XXXXXX0996	\$416.16

NON PROFIT BUSINESS CHECKING-XXXXXX0996

Account Summary

Date	Description	Amount
06/01/2023	Beginning Balance	\$391.16
	1 Credit(s) This Period	\$25.00
	0 Debit(s) This Period	\$0.00
06/30/2023	Ending Balance	\$416.16

Electronic Credits

Date	Description	Amount
06/12/2023	MIGHTYCAUSE FDN GRANTDEP 800495216	\$25.00

Daily Balances

Date	Amount
06/12/2023	\$416.16

Overdraft and Returned Item Fees

	Total for this period	Total year-to-date
Total Overdraft Fees	\$0.00	\$0.00
Total Returned Item Fees	\$0.00	\$0.00



The Following Disclosures Apply to Your 1st Capital Bank Account

If there are any discrepancies between your records and this statement, please notify your branch immediately. If no errors are brought to our attention within 30 days, the account will be considered correct. All items are credited subject to final payment.



IMMEDIATELY REPORT THE LOSS OR THEFT OF ANY CHECKS, DEBIT CARD OR PIN ISSUED FOR THIS ACCOUNT. CALL US AT (831) 264-4000.

In Case of Errors or Questions About Your Electronic Transfers

(APPLIES ONLY TO CONSUMER ACCOUNTS)

Telephone us at (831) 264 4000 or Write us at 1st Capital Bank, P.O.BOX 811, Salinas, CA 93902 as soon as you can, if you think your statement is wrong or if you need more information about a transfer on the statement. We must hear from you no later than 60 days after we sent you the FIRST statement on which the error or problem occurred.

- (1) Tell us your name and account number.
- (2) Describe the error or the transfer you are unsure about and explain as clearly as you can why you believe it is in error or why you need more information.
- (3) Tell us the dollar amount of the suspected error.

We will investigate your complaint and will correct any error promptly. If we take more than 10 business days to do this, we will credit your account for the amount you think is in error, so that you will have use of the money during the time it takes us to complete our investigation. For new accounts, we may take up to 20 business days to credit your account for the amount you think is in error.

Reporting other problems

You must examine your statement carefully and promptly. You are in the best position to discover errors and unauthorized transactions on your account. If you fail to notify us in writing of suspected problems or an unauthorized transaction within the time period specified in the deposit agreement (which periods are no more than 60 days after we make the statement available to you and in some cases are 30 days or less), we are not liable to you and you agree to not make a claim against us, for the problems or unauthorized transactions.

Direct Deposits

If you have arranged to have direct deposits made to your account at least once every 60 days from the same person or company, you may call us to find out if the deposit was made as scheduled. You may also review your activity online or visit a branch for more information.

Terms and Conditions of Your Account

When you opened your account, you received the Terms and Conditions of Your Account document along with a fee schedule and agreed that your account would be governed by the terms of these documents, as we may amend them from time to time. These documents are part of the contract for your deposit account and govern all transactions relating to your account, including all deposits and withdrawals. Copies of both the Terms and Conditions of Your Account and fee schedule may be obtained at one of our branches.

Check 21 Notification

If you request the return of your original checks you may receive a "Substitute Check" in response. The Substitute Check is the legal equivalent of an original check and you have the rights that apply when you believe in good faith, that a Substitute Check was not properly charged to your account. Contact your branch or call the number on the front of this statement to request a Check 21 disclosure.

1ST CAPITAL BANK

P.O. BOX 811
Salinas, CA 93902

RETURN SERVICE REQUESTED






BIG SUR CHARTER SCHOOL
304 FOAM ST
MONTEREY CA 93940-1408

Statement Ending 07/31/2023

BIG SUR CHARTER SCHOOL
Account Number: XXXXXX0996

Page 1 of 4

Managing Your Accounts

	Branch Name	Monterey
	Branch Phone Number	(831) 264-4070
	Customer Service	(831) 264-4000
	Mailing Address	P.O. BOX 811 Salinas, CA 93902
	Online Banking	1stcapital.bank

PRIVACY NOTICE: Federal law requires us to tell you how we collect, share, and protect your financial information. Our privacy policy has not changed and you may review our policy and practices with respect to your personal information at www.1stcapital.bank/privacynotice or we will mail you a free copy upon request if you call us at (831) 264 4000.

Summary of Accounts

Account Type	Account Number	Ending Balance
NON PROFIT BUSINESS CHECKING	XXXXXX0996	\$141.16

NON PROFIT BUSINESS CHECKING-XXXXXX0996

Account Summary

Date	Description	Amount
07/01/2023	Beginning Balance	\$416.16
	2 Credit(s) This Period	\$125.00
	1 Debit(s) This Period	\$400.00
07/31/2023	Ending Balance	\$141.16

Electronic Credits

Date	Description	Amount
07/10/2023	MIGHTYCAUSE FDN GRANTDEP 800495216	\$25.00
07/24/2023	PAYPAL TRANSFER 1028343085005	\$100.00

Checks Cleared

Check Nbr	Date	Amount
1017	07/24/2023	\$400.00

* Indicates skipped check number

Daily Balances

Date	Amount	Date	Amount
07/10/2023	\$441.16	07/24/2023	\$141.16

Overdraft and Returned Item Fees

	Total for this period	Total year-to-date
Total Overdraft Fees	\$0.00	\$0.00
Total Returned Item Fees	\$0.00	\$0.00



The Following Disclosures Apply to Your 1st Capital Bank Account

If there are any discrepancies between your records and this statement, please notify your branch immediately. If no errors are brought to our attention within 30 days, the account will be considered correct. All items are credited subject to final payment.



IMMEDIATELY REPORT THE LOSS OR THEFT OF ANY CHECKS, DEBIT CARD OR PIN ISSUED FOR THIS ACCOUNT. CALL US AT (831) 264-4000.

In Case of Errors or Questions About Your Electronic Transfers

(APPLIES ONLY TO CONSUMER ACCOUNTS)

Telephone us at (831) 264 4000 or Write us at 1st Capital Bank, P.O.BOX 811, Salinas, CA 93902 as soon as you can, if you think your statement is wrong or if you need more information about a transfer on the statement. We must hear from you no later than 60 days after we sent you the FIRST statement on which the error or problem occurred.

- (1) Tell us your name and account number.
- (2) Describe the error or the transfer you are unsure about and explain as clearly as you can why you believe it is in error or why you need more information.
- (3) Tell us the dollar amount of the suspected error.

We will investigate your complaint and will correct any error promptly. If we take more than 10 business days to do this, we will credit your account for the amount you think is in error, so that you will have use of the money during the time it takes us to complete our investigation. For new accounts, we may take up to 20 business days to credit your account for the amount you think is in error.

Reporting other problems

You must examine your statement carefully and promptly. You are in the best position to discover errors and unauthorized transactions on your account. If you fail to notify us in writing of suspected problems or an unauthorized transaction within the time period specified in the deposit agreement (which periods are no more than 60 days after we make the statement available to you and in some cases are 30 days or less), we are not liable to you and you agree to not make a claim against us, for the problems or unauthorized transactions.

Direct Deposits

If you have arranged to have direct deposits made to your account at least once every 60 days from the same person or company, you may call us to find out if the deposit was made as scheduled. You may also review your activity online or visit a branch for more information.

Terms and Conditions of Your Account

When you opened your account, you received the Terms and Conditions of Your Account document along with a fee schedule and agreed that your account would be governed by the terms of these documents, as we may amend them from time to time. These documents are part of the contract for your deposit account and govern all transactions relating to your account, including all deposits and withdrawals. Copies of both the Terms and Conditions of Your Account and fee schedule may be obtained at one of our branches.

Check 21 Notification

If you request the return of your original checks you may receive a "Substitute Check" in response. The Substitute Check is the legal equivalent of an original check and you have the rights that apply when you believe in good faith, that a Substitute Check was not properly charged to your account. Contact your branch or call the number on the front of this statement to request a Check 21 disclosure.

THIS PAGE LEFT INTENTIONALLY BLANK

1ST CAPITAL BANK

P.O. BOX 811
Salinas, CA 93902

RETURN SERVICE REQUESTED






BIG SUR CHARTER SCHOOL
304 FOAM ST
MONTEREY CA 93940-1408

Statement Ending 08/31/2023

BIG SUR CHARTER SCHOOL
Account Number: XXXXXX0996

Page 1 of 2

Managing Your Accounts

	Branch Name	Monterey
	Branch Phone Number	(831) 264-4070
	Customer Service	(831) 264-4000
	Mailing Address	P.O. BOX 811 Salinas, CA 93902
	Online Banking	1stcapital.bank

PRIVACY NOTICE: Federal law requires us to tell you how we collect, share, and protect your financial information. Our privacy policy has not changed and you may review our policy and practices with respect to your personal information at www.1stcapital.bank/privacynotice or we will mail you a free copy upon request if you call us at (831) 264 4000.

Summary of Accounts

Account Type	Account Number	Ending Balance
NON PROFIT BUSINESS CHECKING	XXXXXX0996	\$166.16

NON PROFIT BUSINESS CHECKING-XXXXXX0996

Account Summary

Date	Description	Amount
08/01/2023	Beginning Balance	\$141.16
	1 Credit(s) This Period	\$25.00
	0 Debit(s) This Period	\$0.00
08/31/2023	Ending Balance	\$166.16

Electronic Credits

Date	Description	Amount
08/25/2023	MIGHTYCAUSE FDN GRANTDEP 800495216	\$25.00

Daily Balances

Date	Amount
08/25/2023	\$166.16

Overdraft and Returned Item Fees

	Total for this period	Total year-to-date
Total Overdraft Fees	\$0.00	\$0.00
Total Returned Item Fees	\$0.00	\$0.00



The Following Disclosures Apply to Your 1st Capital Bank Account

If there are any discrepancies between your records and this statement, please notify your branch immediately. If no errors are brought to our attention within 30 days, the account will be considered correct. All items are credited subject to final payment.



IMMEDIATELY REPORT THE LOSS OR THEFT OF ANY CHECKS, DEBIT CARD OR PIN ISSUED FOR THIS ACCOUNT. CALL US AT (831) 264-4000.

In Case of Errors or Questions About Your Electronic Transfers

(APPLIES ONLY TO CONSUMER ACCOUNTS)

Telephone us at (831) 264 4000 or Write us at 1st Capital Bank, P.O.BOX 811, Salinas, CA 93902 as soon as you can, if you think your statement is wrong or if you need more information about a transfer on the statement. We must hear from you no later than 60 days after we sent you the FIRST statement on which the error or problem occurred.

- (1) Tell us your name and account number.
- (2) Describe the error or the transfer you are unsure about and explain as clearly as you can why you believe it is in error or why you need more information.
- (3) Tell us the dollar amount of the suspected error.

We will investigate your complaint and will correct any error promptly. If we take more than 10 business days to do this, we will credit your account for the amount you think is in error, so that you will have use of the money during the time it takes us to complete our investigation. For new accounts, we may take up to 20 business days to credit your account for the amount you think is in error.

Reporting other problems

You must examine your statement carefully and promptly. You are in the best position to discover errors and unauthorized transactions on your account. If you fail to notify us in writing of suspected problems or an unauthorized transaction within the time period specified in the deposit agreement (which periods are no more than 60 days after we make the statement available to you and in some cases are 30 days or less), we are not liable to you and you agree to not make a claim against us, for the problems or unauthorized transactions.

Direct Deposits

If you have arranged to have direct deposits made to your account at least once every 60 days from the same person or company, you may call us to find out if the deposit was made as scheduled. You may also review your activity online or visit a branch for more information.

Terms and Conditions of Your Account

When you opened your account, you received the Terms and Conditions of Your Account document along with a fee schedule and agreed that your account would be governed by the terms of these documents, as we may amend them from time to time. These documents are part of the contract for your deposit account and govern all transactions relating to your account, including all deposits and withdrawals. Copies of both the Terms and Conditions of Your Account and fee schedule may be obtained at one of our branches.

Check 21 Notification

If you request the return of your original checks you may receive a "Substitute Check" in response. The Substitute Check is the legal equivalent of an original check and you have the rights that apply when you believe in good faith, that a Substitute Check was not properly charged to your account. Contact your branch or call the number on the front of this statement to request a Check 21 disclosure.



P.O. BOX 6343
FARGO ND 58125-6343



ACCOUNT NUMBER [REDACTED] 7669
STATEMENT DATE 06-22-2023
AMOUNT DUE \$7,927.51
NEW BALANCE \$7,927.51
PAYMENT DUE ON RECEIPT



[REDACTED]
BIG SUR CHARTER SCHOOL
ATTN CHRISTIN LOPEZ
304 FOAM ST
MONTEREY CA 93940-1408

AMOUNT ENCLOSED
\$

Please make check payable to "U S Bank"

U.S. BANK CORPORATE PAYMENT SYSTEMS
P.O. BOX 790428
ST. LOUIS, MO 63179-0428



Please tear payment coupon at perforation.

CORPORATE ACCOUNT SUMMARY

BIG SUR CHARTER SCHO [REDACTED] 7669	Previous Balance	Purchases And Other + Charges	Cash + Advances	Cash Advance Fees	Late Payment Charges	Credits	Payments	New = Balance
Company Total	\$1,051.42	\$7,927.51	\$0.00	\$0.00	\$0.00	\$0.00	\$1,051.42	\$7,927.51

CORPORATE ACCOUNT ACTIVITY

BIG SUR CHARTER SCHOOL [REDACTED] -7669				TOTAL CORPORATE ACTIVITY
Post Date	Tran Date	Reference Number	Transaction Description	Amount
06-09	06-08	7479826316000000000134	PAYMENT - THANK YOU 00000 C	1,051.42 PY
				\$1,051.42 CR

NEW ACTIVITY

CHRISTIN LOPEZ [REDACTED] -7927		CREDITS	PURCHASES	CASH ADV	TOTAL ACTIVITY
		\$0.00	\$3,640.34	\$0.00	\$3,640.34
Post Date	Tran Date	Reference Number	Transaction Description	Amount	
05-25	05-24	24231683145091733000052	SUNSET STATE BEACH WATSONVILLE CA	20.00	
05-26	05-25	24760623146300001676103	KAYAK CONNECTION - MOSS L MOSS LANDING CA	700.00	
05-26	05-25	24760623146300001676111	KAYAK CONNECTION - MOSS L MOSS LANDING CA	16.15	
05-29	05-25	24231683146837000929152	SAFEWAY #2840 FREEDOM CA	35.44	
05-29	05-26	24692163146104379102720	CHEVRON 0371136 MONTEREY CA	22.65	

CUSTOMER SERVICE CALL

800-344-5696

ACCOUNT NUMBER

[REDACTED] 7669

ACCOUNT SUMMARY

PREVIOUS BALANCE	1,051.42
PURCHASES & OTHER CHARGES	7,927.51
CASH ADVANCES	.00
CASH ADVANCE FEES	.00
LATE PAYMENT CHARGES	.00
CREDITS	.00
PAYMENTS	1,051.42
ACCOUNT BALANCE	7,927.51

STATEMENT DATE 06/22/23
DISPUTED AMOUNT .00

AMOUNT DUE

7,927.51

SEND BILLING INQUIRIES TO:
U.S. Bank Nat onal Assoc at on
C/O U.S. Bancorp Purchasing Card Program
P.O. Box 6335
Fargo, ND 58125-6335



Company Name: BIG SUR CHARTER SCHOOL
Corporate Account Number: [REDACTED] 7669
Statement Date: 06-22-2023

NEW ACTIVITY

Post Date	Tran Date	Reference Number	Transaction Description	Amount
05-31	05-30	24492153150894389846912	PP*METAPLATFOR 402-935-7733 CA	24.99
06-02	06-01	24492153152894505574735	PAYPAL *SPOTIFYUSA1 402-935-7733 NY	9.99
06-08	06-07	24137463159001263748348	USPS PO 0570980334 SEASIDE CA	19.30
06-14	06-13	24435653164083223410845	IKEA 437569106 888-434-4532 MD	369.31
06-14	06-13	2449216316500000816506	W.V.C.ED WWW.WVCED.COM KY	140.85
06-15	06-13	24071053165627117950505	K12 SCHOOL SUPPLIES 618-4011903 IL	778.57
06-15	06-15	24431063166083348082051	AMAZON.COM*YQ1WS6Z93 AMZN AMZN.COM/BILL WA	163.56
06-15	06-14	24692163165109066261099	AMZN MKTP US*6F6FO6563 AMZN.COM/BILL WA	28.62
06-16	06-15	24492153166717547412834	WF WAYFAIR2719233247 866-263-8325 MA	1,310.91

AIMEE ALLING

-7891

CREDITS
\$0.00

PURCHASES
\$4,287.17

CASH ADV
\$0.00

TOTAL ACTIVITY
\$4,287.17

Post Date	Tran Date	Reference Number	Transaction Description	Amount
05-24	05-23	24137463144001306376147	TRADER JOE S #079 PACIFIC GROVE CA	130.11
05-25	05-23	24231683144837001427208	SAFEWAY #0761 PACIFIC GROVE CA	103.32
05-25	05-24	24493983145091676000199	DOS VICTORIAS MEXICAN FO MONTEREY CA	167.84
05-25	05-24	24692163144102524627833	SQ *THE BAGEL BAKERY PACIFIC GROVE CA	56.50
05-29	05-26	24164073146060132273085	NATIONAL CAR RENTAL MONTEREY CA 358051900	662.74
05-29	05-26	24164073146060132273218	NATIONAL CAR RENTAL MONTEREY CA 358051857	662.74
05-29	05-26	24325453148900015703518	KENDALL HUNT PUBLISHING 800-3388309 IA	1,200.00
05-29	05-26	24492153146745527670258	EB AN INTRODUCTION TO 801-413-7200 CA	75.00
05-29	05-26	24492153146745528851931	EB AN INTRODUCTION TO 801-413-7200 CA	150.00
05-29	05-26	24692163146104379102712	CHEVRON 0371136 MONTEREY CA	27.97
06-01	05-31	24037243151900013290243	PATISSERIE BECHLER PACIFIC GROVE CA	44.25
06-02	05-31	24231683152837000704150	ANDRONICO S 0173 MONTEREY CA	11.97
06-12	06-09	24011343160000050427332	ZOOM.US 888-799-9666 WWW.ZOOM.US CA	15.29
06-12	06-08	24755423160151607818711	CAMBRIA HOTEL SONOMA WINE ROHNERT PARK CA 0661339318 ARRIVAL: 06-07-23	179.44
06-19	06-15	24325453167900017290585	KENDALL HUNT PUBLISHING 800-3388309 IA	800.00

Department: 00000 Tota :
D v s on: 00000 Tota :

\$7,927.51
\$7,927.51



P.O. BOX 6343
FARGO ND 58125-6343



ACCOUNT NUMBER [REDACTED] 7669
STATEMENT DATE 07-24-2023
AMOUNT DUE \$938.84
NEW BALANCE \$938.84
PAYMENT DUE ON RECEIPT



[REDACTED]
BIG SUR CHARTER SCHOOL
ATTN CHRISTIN LOPEZ
304 FOAM ST
MONTEREY CA 93940-1408

AMOUNT ENCLOSED
\$

Please make check payable to "U S Bank"

U.S. BANK CORPORATE PAYMENT SYSTEMS
P.O. BOX 790428
ST. LOUIS, MO 63179-0428



Please tear payment coupon at perforation.

CORPORATE ACCOUNT SUMMARY

BIG SUR CHARTER SCHO [REDACTED] 7669	Previous Balance	Purchases And Other + Charges	Cash Advances +	Cash Advance Fees +	Late Payment Charges	Credits	Payments	New = Balance
Company Total	\$7,927.51	\$1,318.28	\$0.00	\$0.00	\$0.00	\$379.44	\$7,927.51	\$938.84

CORPORATE ACCOUNT ACTIVITY

BIG SUR CHARTER SCHOOL [REDACTED]-7669				TOTAL CORPORATE ACTIVITY \$7,927.51 CR
Post Date	Tran Date	Reference Number	Transaction Description	Amount
07-10	07-06	7479826319100000002299	PAYMENT - THANK YOU 00000 C	7,927.51 PY

NEW ACTIVITY

CHRISTIN LOPEZ [REDACTED]-7927		CREDITS \$0.00	PURCHASES \$989.39	CASH ADV \$0.00	TOTAL ACTIVITY \$989.39
Post Date	Tran Date	Reference Number	Transaction Description	Amount	
06-23	06-22	24137463174001279002566	USPS PO 0557420310 PACIFIC GROVE CA	106.85	
06-26	06-25	24692163176108121621666	AMZN MKTP US*W78DQ79R3 AMZN.COM/BILL WA	7.64	
06-26	06-25	24692163176108216731081	AMZN MKTP US*K98MF3AA3 AMZN.COM/BILL WA	59.90	
07-13	07-12	24692163193102053311817	IN *CHARTER SCHOOLS DEVEL 800-262-3246 CA	500.00	
07-19	07-17	74245373199328899885260	PAYPAL *EREFLECTPTY 4029357733	315.00	

CUSTOMER SERVICE CALL

800-344-5696

ACCOUNT NUMBER

[REDACTED]-7669

ACCOUNT SUMMARY

PREVIOUS BALANCE	7,927.51
PURCHASES & OTHER CHARGES	1,318.28
CASH ADVANCES	.00
CASH ADVANCE FEES	.00
LATE PAYMENT CHARGES	.00
CREDITS	379.44
PAYMENTS	7,927.51
ACCOUNT BALANCE	938.84

STATEMENT DATE 07/24/23
DISPUTED AMOUNT .00

AMOUNT DUE

938.84

SEND BILLING INQUIRIES TO:

U.S. Bank Nat onal Assoc at on

C/O U.S. Bancorp Purchasing Card Program
P.O. Box 6335
Fargo, ND 58125-6335



Company Name: BIG SUR CHARTER SCHOOL
Corporate Account Number: [REDACTED] 7669
Statement Date: 07-24-2023

NEW ACTIVITY					
AIMEE ALLING		CREDITS	PURCHASES	CASH ADV	TOTAL ACTIVITY
[REDACTED]-7891		\$379.44	\$328.89	\$0.00	\$50.55 CR
Post Date	Tran Date	Reference Number	Transaction Description	Amount	
07-10	07-07	74325453190900018737903	KENDALL HUNT PUBLISHING 800-3388309 IA	200.00	CR
07-10	07-09	24011343190000036133040	ZOOM.US 888-799-9666 WWW.ZOOM.US CA	15.29	
07-14	07-14	24692163195100191979667	CALIFORNIA CONSORTIUM 916-521-1136 CA	225.00	
07-18	07-10	74755423198271921715285	CAMBRIA HOTEL SONOMA WINE ROHNERT PARK CA	179.44	CR
07-19	07-18	24137463200001262415534	USPS PO 0557420310 PACIFIC GROVE CA	38.60	
07-24	07-22	24013393203002494529774	PEPPERS MEXICALI CAFE PACIFIC GROVE CA	50.00	

Department: 00000 Tota : \$938.84
 D v s on: 00000 Tota : \$938.84



P.O. BOX 6343
FARGO ND 58125-6343



ACCOUNT NUMBER [REDACTED] 7669
STATEMENT DATE 08-22-2023
AMOUNT DUE \$14,374.19
NEW BALANCE \$14,374.19
 PAYMENT DUE ON RECE PT



[REDACTED]
 BIG SUR CHARTER SCHOOL
 ATTN CHRISTIN LOPEZ
 304 FOAM ST
 MONTEREY CA 93940-1408

AMOUNT ENCLOSED
 \$

Please make check payable to "U S Bank"

U.S. BANK CORPORATE PAYMENT SYSTEMS
 P.O. BOX 790428
 ST. LOUIS, MO 63179-0428



Please tear payment coupon at perforation.

CORPORATE ACCOUNT SUMMARY

BIG SUR CHARTER SCHO [REDACTED] 7669	Previous Balance	Purchases And Other + Charges	Cash + Advances	Cash Advance Fees	Late Payment Charges	Credits	Payments	New = Balance
Company Total	\$938.84	\$14,437.11	\$0.00	\$0.00	\$0.00	\$62.92	\$938.84	\$14,374.19

CORPORATE ACCOUNT ACTIVITY

BIG SUR CHARTER SCHOOL [REDACTED]-7669				TOTAL CORPORATE ACTIVITY
Post Date	Tran Date	Reference Number	Transaction Description	Amount
08-04	08-02	74798263216000000001425	PAYMENT - THANK YOU 00000 C	938.84 PY
				\$938.84 CR

NEW ACTIVITY

CHRISTIN LOPEZ [REDACTED]-7927		CREDITS	PURCHASES	CASH ADV	TOTAL ACTIVITY
		\$62.92	\$9,990.81	\$0.00	\$9,927.89
Post Date	Tran Date	Reference Number	Transaction Description	Amount	
07-25	07-24	24435653205083183406503	IKEA 439548150 888-434-4532 MD	1,597.70	
07-25	07-24	24692163205109183246470	AMZN MKTP US*T69P32XR0 AMZN.COM/BILL WA	37.21	
07-25	07-24	24692163205109205311807	AMZN MKTP US*VR3KI8ON3 AMZN.COM/BILL WA	131.06	
07-25	07-24	24692163205109219254746	AMZN MKTP US*NW4809C33 AMZN.COM/BILL WA	150.76	
07-25	07-24	24692163205109231134298	AMZN MKTP US*JA9YU6C83 AMZN.COM/BILL WA	120.16	

CUSTOMER SERVICE CALL

800-344-5696

ACCOUNT NUMBER

[REDACTED]-7669

STATEMENT DATE

08/22/23

DISPUTED AMOUNT

.00

ACCOUNT SUMMARY

PREVIOUS BALANCE	938.84
PURCHASES & OTHER CHARGES	14,437.11
CASH ADVANCES	.00
CASH ADVANCE FEES	.00
LATE PAYMENT CHARGES	.00
CREDITS	62.92
PAYMENTS	938.84
ACCOUNT BALANCE	14,374.19

AMOUNT DUE

14,374.19

SEND BILLING INQUIRIES TO:

U.S. Bank Nat onal Assoc at on

C/O U.S. Bancorp Purchasing Card Program
 P.O. Box 6335
 Fargo, ND 58125-6335



Company Name: BIG SUR CHARTER SCHOOL
Corporate Account Number: [REDACTED] 7669
Statement Date: 08-22-2023

NEW ACTIVITY

Post Date	Tran Date	Reference Number	Transaction Description	Amount
07-25	07-24	24692163205109253884929	AMAZON.COM*T61UN2512 AMZN.COM/BILL WA	12.64
07-25	07-25	24692163206109556448330	AMZN MKTP US*B738S6VT3 AMZN.COM/BILL WA	28.82
07-25	07-25	24692163206109563043561	AMZN MKTP US*T61DP6550 AMZN.COM/BILL WA	76.46
07-25	07-25	24692163206109569733306	AMZN MKTP US*6D9CT8WU3 AMZN.COM/BILL WA	19.62
07-26	07-25	24011343206000036315185	SP SINGAPORE MATH WWW.SINGAPORE OR	3,808.37
07-26	07-25	24431063206083334738197	AMAZON.COM*T60P316S2 AMZN AMZN.COM/BILL WA	156.74
07-26	07-25	24692163206109506566801	AMZN MKTP US*CD2YA5D93 AMZN.COM/BILL WA	14.75
07-26	07-25	24692163206109510350077	AMZN MKTP US*OO5S01053 AMZN.COM/BILL WA	22.11
07-26	07-25	24692163206109513371468	AMZN MKTP US*TO3JN7AJ3 AMZN.COM/BILL WA	127.68
07-26	07-25	24692163206109520013400	AMZN MKTP US*T612M9M30 AMZN.COM/BILL WA	14.86
07-26	07-25	24692163206109676194129	AMZN MKTP US*E54TI0BM3 AMZN.COM/BILL WA	34.21
07-26	07-25	24692163206109770052769	AMAZON.COM*3Q3GU82Q3 AMZN.COM/BILL WA	25.91
07-26	07-25	24692163206109940491053	AMZN MKTP US*DB8TR2ON3 AMZN.COM/BILL WA	18.01
07-26	07-25	24692163206109949708150	AMZN MKTP US*9P7FG7R93 AMZN.COM/BILL WA	43.69
07-26	07-25	24692163206109992288357	AMZN MKTP US*T66AW1GX1 AMZN.COM/BILL WA	191.27
07-27	07-26	24692163207100780854244	AMZN MKTP US*T61UA12M0 AMZN.COM/BILL WA	7.63
07-27	07-27	24692163208101044732373	AMZN MKTP US*T63SV9KP0 AMZN.COM/BILL WA	2,028.75
07-31	07-29	24692163210102859132077	AMZN MKTP US*TH5HX4LH0 AMZN.COM/BILL WA	15.10
08-08	08-08	24431063220083328747149	AMZN MKTP US*TA6YB7G71 AM AMZN.COM/BILL WA	19.64
08-10	08-09	24431063222083323683396	AMAZON.COM*TO5VG0OZ2 AMZN AMZN.COM/BILL WA	24.88
08-10	08-10	24431063222083713783368	AMAZON.COM*TA4S20K30 AMZN AMZN.COM/BILL WA	7.64
08-10	08-09	24692163221102090419561	AMZN MKTP US*TA0E98RC2 AMZN.COM/BILL WA	60.08
08-10	08-09	24692163221102288094887	AMZN MKTP US*TA0I66YM2 AMZN.COM/BILL WA	68.76
08-10	08-10	24692163222102514976856	AMAZON.COM*TO9P94OA2 AMZN.COM/BILL WA	106.57
08-10	08-10	24692163222102624816372	AMZN MKTP US*TO2F27FE2 AMZN.COM/BILL WA	139.80
08-10	08-10	24692163222102625758086	AMAZON.COM*TO1LO0FT2 AMZN.COM/BILL WA	62.86
08-10	08-10	24692163222102636129566	AMZN MKTP US*TA8XU7SZ1 AMZN.COM/BILL WA	16.38
08-11	08-10	24037243222900018320628	PATISSERIE BECHLER PACIFIC GROVE CA	105.26
08-11	08-10	24492163223000004840676	W.V.C.ED WWW.WVCED.COM KY	168.07
08-11	08-10	24692163222102698588212	AMZN MKTP US*TO5JP2FT2 AMZN.COM/BILL WA	18.56
08-11	08-10	24692163222102739657596	AMZN MKTP US*TA1U522J1 AMZN.COM/BILL WA	65.54
08-11	08-10	24692163222102965571024	AMAZON.COM*TA4AL2KV1 AMZN.COM/BILL WA	82.01
08-11	08-10	24692163222103137825728	AMZN MKTP US*TA9AO5ID0 AMZN.COM/BILL WA	65.53
08-11	08-11	24692163223103452311345	AMZN MKTP US*TO4JJ2JW2 AMZN.COM/BILL WA	22.93
08-14	08-11	24493983223700910879912	LAKESHORE LEARNING MATER 310-537-8600 CA	62.11
08-14	08-13	24692163225105496237871	AMZN MKTP US*TO6SS4A50 AMZN.COM/BILL WA	174.79
08-17	08-16	24692163228107635734989	EPS SCHOOL SPECIALTY 800-225-5750 WI	35.89
08-21	08-20	74692163232101274745801	AMZN MKTP US AMZN.COM/BILL WA	28.70 CR
08-21	08-20	74692163232101283456762	AMZN MKTP US AMZN.COM/BILL WA	34.22 CR

AIMEE ALLING

-7891

CREDITS

\$0.00

PURCHASES

\$4,446.30

CASH ADV

\$0.00

TOTAL ACTIVITY

\$4,446.30

Post Date	Tran Date	Reference Number	Transaction Description	Amount
07-25	07-24	24430993205091139000010	APPLE STORE R305 MONTEREY CA	2,725.19
07-26	07-25	24492153206852748416680	IIRP 610-807-9221 PA	55.98
07-26	07-25	24943003207898002107110	COSTCO WHSE #0131 SEASIDE CA	31.98
08-07	08-04	24492163216000037918795	SP HARBOR AND SPROUT WWW.HARBORAND TX	24.00
08-09	08-08	24765013221091008632226	PACIFIC GROVE HARDWARE PACIFIC GROVE CA	40.37
08-10	08-09	24011343221000041250782	ZOOM.US 888-799-9666 WWW.ZOOM.US CA	15.29
08-11	08-09	24164073222118000750928	MWR INFORMATIO11990751 MONTEREY CA	85.00
08-14	08-10	24231683223837000802025	ANDRONICO S 0173 MONTEREY CA	31.49
08-15	08-14	24692163226106351748738	AMZN MKTP US*TO7DH1V10 AMZN.COM/BILL WA	56.45
08-15	08-15	24692163227106682544490	AMZN MKTP US*TO02067X2 AMZN.COM/BILL WA	33.86
08-15	08-15	24692163227106698624534	AMZN MKTP US*TO44T3590 AMZN.COM/BILL WA	25.34
08-16	08-16	24692163228107426069603	AMZN MKTP US*TO8R88WN2 AMZN.COM/BILL WA	207.55
08-17	08-16	24011343228000033892560	HALLEH.ART WWW.HALLEH.AR CA	280.00
08-17	08-16	24692163228107467996847	AMAZON.COM*TO8U6Y12 AMZN.COM/BILL WA	32.62
08-17	08-16	24692163228107519812968	AMZN MKTP US*TO5PR15Z1 AMZN.COM/BILL WA	95.10



Company Name: BIG SUR CHARTER SCHOOL
Corporate Account Number: [REDACTED] 7669
Statement Date: 08-22-2023

NEW ACTIVITY

Post Date	Tran Date	Reference Number	Transaction Description	Amount
08-17	08-16	24692163228107519861692	AMZN MKTP US*TO1N07Y92 AMZN.COM/BILL WA	26.18
08-17	08-16	24692163228107726017443	AMZN MKTP US*TO7J54H41 AMZN.COM/BILL WA	26.54
08-17	08-16	24692163228107831174386	AMZN MKTP US*TQ3YM0O22 AMZN.COM/BILL WA	104.87
08-17	08-16	24692163228107853368676	AMZN MKTP US*TO5J962R0 AMZN.COM/BILL WA	10.87
08-17	08-16	24692163228107981835075	SQ *DIRTY GIRL PLANT CO MONTEREY CA	259.24
08-18	08-17	24692163229108521149943	AMZN MKTP US*TO63B7D61 AMZN.COM/BILL WA	149.60
08-21	08-19	24037243232900019984628	NECES GF MONTEREY CA	53.82
08-21	08-19	24137463232001433209685	WHOLEFDS MRY 10087 MONTEREY CA	66.90
08-22	08-21	24765013234091008659034	PACIFIC GROVE HARDWARE PACIFIC GROVE CA	8.06

Department: 00000 Tota : \$14,374.19
 Division: 00000 Tota : \$14,374.19



Prepared For	BIG SUR CHARTER SCHOOL CHRISTIN LOPEZ
Account Number	5586 6803 1102 5589
Statement Closing Date	07/03/23
Days in Billing Cycle	31
Next Statement Date	08/03/23
Credit Line	\$2,000
Available Credit	\$1,971

For Customer Service Call:
800-225-5935

Inquiries or Questions:
Wells Fargo SBL PO Box 29482
Phoenix, AZ 85038-8650

Payments:
Payment Remittance Center PO Box 77033
Minneapolis, MN 55480-7733

Payment Information

New Balance	\$28.99
Current Payment Due (Minimum Payment)	\$25.00
Current Payment Due Date	07/28/23

If you wish to pay off your balance in full: The balance noted on your statement is not the payoff amount. Please call 800-225-5935 for payoff information.

Account Summary

Previous Balance		\$0.00
Credits	-	\$0.00
Payments	-	\$27.99
Purchases & Other Charges	+	\$55.98
Cash Advances	+	\$0.00
Finance Charges	+	\$1.00
New Balance	=	\$28.99

Rate Information

Your rate may vary according to the terms of your agreement.

TYPE OF BALANCE	ANNUAL INTEREST RATE	DAILY FINANCE CHARGE RATE	AVERAGE DAILY BALANCE	PERIODIC FINANCE CHARGES	TRANSACTION FINANCE CHARGES	TOTAL FINANCE CHARGES
PURCHASES	18.150%	0.4972%	\$27.28	\$0.42	\$0.00	\$0.00
CASH ADVANCES	26.990%	0.7394%	\$0.00	\$0.00	\$0.00	\$0.00
TOTAL				\$0.42	\$0.00	\$1.00

Transaction Details

Trans	Post	Reference Number	Description	Credits	Charges
06/22	06/22	0000000000ATNEWA	LAST STATEMENT BAL FROM ACCT ENDING 1205		27.99
07/01	07/01	85586685P26RZB3WR	PAYMENT THANK YOU	27.99	
07/02	07/02	F8891005R000IXFRT	SIMPLISAFE 888-957-4675 MA		27.99
		PERIODIC *FINANCE CHARGE*	PURCHASES \$0.42 CASH ADVANCE \$0.00		
		MINIMUM *FINANCE CHARGE*			1.00

See reverse side for important information

5596 YTG 1 7 2 230703 0 PAGE 1 of 4 1 0 8891 0300 BXSX 01DQ5596

----- DETACH HERE -----

Detach and mail with check payable to "Wells Fargo" to arrive by Current Payment Due Date

Make checks payable to: Wells Fargo

Account Number	5586 6803 1102 5589
New Balance	\$28.99
Total Amount Due (Minimum Payment)	\$25.00
Current Payment Due Date	07/28/23

00250000028990055866803110255898

Amount Enclosed:



PAYMENT REMITTANCE CENTER YTG
PO BOX 77033 8
MINNEAPOLIS MN 55480-7733

BIG SUR CHARTER SCHOOL
CHRISTIN LOPEZ
304 FOAM ST
MONTEREY CA 93940-1408

If your card is ever lost or stolen

Please notify us immediately by calling: **1-800-225-5935**.

Questions about your statement

If you have a question about your statement, please write to us within 30 days after the statement was mailed to you. Please use a separate letter and include your account number and the date of the statement in question. Please refer to the front of the statement for our Inquiry mailing address.

For all your personal or business financial service needs, visit us at [wellsfargo.com](https://www.wellsfargo.com)

Important payment information

Payments made at a Wells Fargo branch

You may use cash or checks when making payments at a Wells Fargo branch.

Payments by mail

Mail your check and the payment coupon to the Payment Remittance Center address printed on this statement. For fastest delivery, please use the enclosed window envelope. If using a single check to pay multiple accounts, we must receive a completed payment coupon for each account being paid or a list showing the full account number and amount to be credited to each account. If you are paying multiple accounts with a single check, the total of the check must equal the sum of the payments to be applied to each individual account, with at least the total minimum payment due for all accounts.

Payments by phone

If you are authorized to transact on the account, you may be able to initiate a payment by calling the Customer Service number listed on the front of this statement.

Payments made using Wells Fargo Online Banking or Wells Fargo Mobile

If you have access to the account via Wells Fargo Online Banking or Mobile you may be able to make a payment depending on your level of access.

Automatic Payments

You can establish automatic payments to this credit account from a Wells Fargo deposit account or any other financial institution. For enrollment information, please contact our Customer Service number listed on the front of this statement.

Timing of payment by mail or payments made at a Wells Fargo branch

Payments that are received at the designated payment processing address (printed on each statement) by 5:00 p.m. on any business day will be credited as of the day of receipt. Payments received after 5:00 p.m. or on non-business days may be credited as of the next business day.

When a payment is considered late

If your payment is received or initiated any time after the Due Date, it is considered late and your account will be subject to a late fee.

Promotional rates

All promotional rates are subject to early termination if there are late payments or other defaults. Please see sections "Default" and "Remedies" in your Cardholder Agreement.

Managing your account

To manage your account, including card payments, alerts and change of address, visit [wellsfargo.com](https://www.wellsfargo.com) or call the customer service number which appears on your account statement.

Wells Fargo News

You can now take advantage of Mastercard Easy Savings(TM) and start earning automatic rebates for your business at over 50,000 locations. Visit easysavings.com to see everywhere you can start saving today. Terms and conditions apply. Rebates currently available for qualifying eligible purchases. Select an offer to get the full offer details. Participating merchants and rebate offers subject to change. You'll receive Mastercard Easy Savings Program rebates on top of merchant discounts and your card rewards.

Take advantage of the features that come with Online Banking:

Messages and alerts: Stay informed about your account with updates sent to your email or mobile phone.

Automatic Payments: Never miss a payment, avoid late charges, and protect your credit rating.

This page intentionally blank



Prepared For	BIG SUR CHARTER SCHOOL CHRISTIN LOPEZ
Account Number	██████████ 5589
Statement Closing Date	08/03/23
Days in Billing Cycle	31
Next Statement Date	09/03/23

For Customer Service Call:
800-225-5935

Inquiries or Questions:
Wells Fargo SBL PO Box 29482
Phoenix, AZ 85038-8650

Payments:
Payment Remittance Center PO Box 77033
Minneapolis, MN 55480-7733

Credit Line	\$2,000
Available Credit	\$477

Payment Information

New Balance	\$1,338.83
Current Payment Due (Minimum Payment)	\$26.00
Current Payment Due Date	08/28/23

If you wish to pay off your balance in full: The balance noted on your statement is not the payoff amount. Please call 800-225-5935 for payoff information.

Account Summary

Previous Balance		\$28.99
Credits	-	\$0.00
Payments	-	\$28.99
Purchases & Other Charges	+	\$1,338.83
Cash Advances	+	\$0.00
Finance Charges	+	\$0.00
New Balance	=	\$1,338.83

Rate Information

Your rate may vary according to the terms of your agreement.

TYPE OF BALANCE	ANNUAL INTEREST RATE	DAILY FINANCE CHARGE RATE	AVERAGE DAILY BALANCE	PERIODIC FINANCE CHARGES	TRANSACTION FINANCE CHARGES	TOTAL FINANCE CHARGES
PURCHASES	18.400%	05041%	\$0.00	\$0.00	\$0.00	\$0.00
CASH ADVANCES	27.240%	07463%	\$0.00	\$0.00	\$0.00	\$0.00
TOTAL				\$0.00	\$0.00	\$0.00

Transaction Details

Trans	Post	Reference Number	Description	Credits	Charges
07/23	07/23	85586686D26RZBX64	PAYMENT THANK YOU	28.99	
07/26	07/26	55432866F614DF0W4	AMAZON COM*T67OM6M01 AMZN COM/BILL WA		101.61
07/26	07/26	55310206F2DKQSGSM	AMAZON COM*T67TM37V2 A AMZN COM/BILL WA		30.87
07/27	07/27	55429506GMNPXZTZA	EB IM 6-8 MATH TEACH 8014137200 CA		855.50
07/28	07/28	55432866H61XKMWEL	AMZN MKTP US*TH2OM24L0 AMZN COM/BILL WA		87.38
07/28	07/28	02305376J00KQXXDW	USPS PO 0557420310 PACIFIC GROVE CA		9.65
08/02	08/02	02305376P00JLNFEZ	USPS PO 0557420310 PACIFIC GROVE CA		36.40

See reverse side for important information



DETACH HERE

Detach and mail with check payable to "Wells Fargo" to arrive by Current Payment Due Date

Make checks payable to: Wells Fargo

Account Number	██████████ 5589
New Balance	\$1,338.83
Total Amount Due (Minimum Payment)	\$26.00
Current Payment Due Date	08/28/23



Amount Enclosed: \$

PAYMENT REMITTANCE CENTER YTG
PO BOX 77033 8
MINNEAPOLIS MN 55480-7733

BIG SUR CHARTER SCHOOL
CHRISTIN LOPEZ
304 FOAM ST
MONTEREY CA 93940-1408

If your card is ever lost or stolen

Please notify us immediately by calling: **1-800-225-5935**.

Questions about your statement

If you have a question about your statement, please write to us within 30 days after the statement was mailed to you. Please use a separate letter and include your account number and the date of the statement in question. Please refer to the front of the statement for our Inquiry mailing address.

For all your personal or business financial service needs, visit us at [wellsfargo.com](https://www.wellsfargo.com)

Important payment information

Payments made at a Wells Fargo branch

You may use cash or checks when making payments at a Wells Fargo branch.

Payments by mail

Mail your check and the payment coupon to the Payment Remittance Center address printed on this statement. For fastest delivery, please use the enclosed window envelope. If using a single check to pay multiple accounts, we must receive a completed payment coupon for each account being paid or a list showing the full account number and amount to be credited to each account. If you are paying multiple accounts with a single check, the total of the check must equal the sum of the payments to be applied to each individual account, with at least the total minimum payment due for all accounts.

Payments by phone

If you are authorized to transact on the account, you may be able to initiate a payment by calling the Customer Service number listed on the front of this statement.

Payments made using Wells Fargo Online Banking or Wells Fargo Mobile

If you have access to the account via Wells Fargo Online Banking or Mobile you may be able to make a payment depending on your level of access.

Automatic Payments

You can establish automatic payments to this credit account from a Wells Fargo deposit account or any other financial institution. For enrollment information, please contact our Customer Service number listed on the front of this statement.

Timing of payment by mail or payments made at a Wells Fargo branch

Payments that are received at the designated payment processing address (printed on each statement) by 5:00 p.m. on any business day will be credited as of the day of receipt. Payments received after 5:00 p.m. or on non-business days may be credited as of the next business day.

When a payment is considered late

If your payment is received or initiated any time after the Due Date, it is considered late and your account will be subject to a late fee.

Promotional rates

All promotional rates are subject to early termination if there are late payments or other defaults. Please see sections "Default" and "Remedies" in your Cardholder Agreement.

Managing your account

To manage your account, including card payments, alerts and change of address, visit [wellsfargo.com](https://www.wellsfargo.com) or call the customer service number which appears on your account statement.

Transaction Details

<i>Trans</i>	<i>Post</i>	<i>Reference Number</i>	<i>Description</i>	<i>Credits</i>	<i>Charges</i>
08/03	08/03	55432866P63DJ320E	AMZN MKTP US*TH98T7YB2 AMZN COM/BILL WA		140 96
08/03	08/03	55432866P63FWYPNB	AMZN MKTP US*TH5034R50 AMZN COM/BILL WA		76 46

Wells Fargo News

Take advantage of the features that come with Online Banking:

Messages and alerts: Stay informed about your account with updates sent to your email or mobile phone.

Automatic Payments: Never miss a payment, avoid late charges, and protect your credit rating.



This page intentionally blank





Prepared For	BIG SUR CHARTER SCHOOL CHRISTIN LOPEZ
Account Number	██████████ 5589
Statement Closing Date	09/03/23
Days in Billing Cycle	31
Next Statement Date	10/03/23

For Customer Service Call:
800-225-5935

Inquiries or Questions:
Wells Fargo SBL PO Box 29482
Phoenix, AZ 85038-8650

Payments:
Payment Remittance Center PO Box 77033
Minneapolis, MN 55480-7733

Credit Line	\$2,000
Available Credit	\$1,226

Payment Information

New Balance	\$663.59
Current Payment Due (Minimum Payment)	\$25.00
Current Payment Due Date	09/28/23

If you wish to pay off your balance in full: The balance noted on your statement is not the payoff amount. Please call 800-225-5935 for payoff information.

Account Summary

Previous Balance		\$1,338.83
Credits	-	\$0.00
Payments	-	\$1,338.83
Purchases & Other Charges	+	\$663.59
Cash Advances	+	\$0.00
Finance Charges	+	\$0.00
New Balance	=	\$663.59

Rate Information

Your rate may vary according to the terms of your agreement.

TYPE OF BALANCE	ANNUAL INTEREST RATE	DAILY FINANCE CHARGE RATE	AVERAGE DAILY BALANCE	PERIODIC FINANCE CHARGES	TRANSACTION FINANCE CHARGES	TOTAL FINANCE CHARGES
PURCHASES	18.400%	05041%	\$0.00	\$0.00	\$0.00	\$0.00
CASH ADVANCES	27.240%	07463%	\$0.00	\$0.00	\$0.00	\$0.00
TOTAL				\$0.00	\$0.00	\$0.00

Transaction Details

Trans	Post	Reference Number	Description	Credits	Charges
08/03	08/04	55432866P5S8THH01	AMZN MKTP US*TH9PP5SM1 AMZN COM/BILL WA		115.06
08/04	08/04	55421356TJ83REHFJ	CITY OF PACIFIC GROVE PACIFIC GROVE CA		96.82
08/04	08/04	55432866R5SD9E9AQ	AMAZON COM*TA3454ZM2 AMZN COM/BILL WA		69.30
08/07	08/07	55432866V5VDAWVX7	AMAZON COM*TA55F8001 AMZN COM/BILL WA		250.18
08/11	08/11	55432866Z5WQ7XA9J	SIMPLISAFE 888-957-4675 MA		27.99
08/12	08/12	5543286705WW6QDB8	AMZN MKTP US*TO3LS3FB1 AMZN COM/BILL WA		60.08
08/20	08/20	5543286785Z18NA7A	AMZN MKTP US*TQ77F95G2 AMZN COM/BILL WA		14.17

See reverse side for important information

5596 YTG 1 7 2 230903 0 PAGE 1 of 4 1 0 8891 0300 BXSX 01DQ5596

----- DETACH HERE -----

Detach and mail with check payable to "Wells Fargo" to arrive by Current Payment Due Date

Make checks payable to: Wells Fargo

Account Number	██████████ 5589
New Balance	\$663.59
Total Amount Due (Minimum Payment)	\$25.00
Current Payment Due Date	09/28/23



Amount Enclosed: \$

PAYMENT REMITTANCE CENTER YTG
PO BOX 77033 8
MINNEAPOLIS MN 55480-7733

BIG SUR CHARTER SCHOOL
CHRISTIN LOPEZ
304 FOAM ST
MONTEREY CA 93940-1408

If your card is ever lost or stolen

Please notify us immediately by calling: **1-800-225-5935**.

Questions about your statement

If you have a question about your statement, please write to us within 30 days after the statement was mailed to you. Please use a separate letter and include your account number and the date of the statement in question. Please refer to the front of the statement for our Inquiry mailing address.

For all your personal or business financial service needs, visit us at [wellsfargo.com](https://www.wellsfargo.com)

Important payment information

Payments made at a Wells Fargo branch

You may use cash or checks when making payments at a Wells Fargo branch.

Payments by mail

Mail your check and the payment coupon to the Payment Remittance Center address printed on this statement. For fastest delivery, please use the enclosed window envelope. If using a single check to pay multiple accounts, we must receive a completed payment coupon for each account being paid or a list showing the full account number and amount to be credited to each account. If you are paying multiple accounts with a single check, the total of the check must equal the sum of the payments to be applied to each individual account, with at least the total minimum payment due for all accounts.

Payments by phone

If you are authorized to transact on the account, you may be able to initiate a payment by calling the Customer Service number listed on the front of this statement.

Payments made using Wells Fargo Online Banking or Wells Fargo Mobile

If you have access to the account via Wells Fargo Online Banking or Mobile you may be able to make a payment depending on your level of access.

Automatic Payments

You can establish automatic payments to this credit account from a Wells Fargo deposit account or any other financial institution. For enrollment information, please contact our Customer Service number listed on the front of this statement.

Timing of payment by mail or payments made at a Wells Fargo branch

Payments that are received at the designated payment processing address (printed on each statement) by 5:00 p.m. on any business day will be credited as of the day of receipt. Payments received after 5:00 p.m. or on non-business days may be credited as of the next business day.

When a payment is considered late

If your payment is received or initiated any time after the Due Date, it is considered late and your account will be subject to a late fee.

Promotional rates

All promotional rates are subject to early termination if there are late payments or other defaults. Please see sections "Default" and "Remedies" in your Cardholder Agreement.

Managing your account

To manage your account, including card payments, alerts and change of address, visit [wellsfargo.com](https://www.wellsfargo.com) or call the customer service number which appears on your account statement.

Transaction Details

<i>Trans</i>	<i>Post</i>	<i>Reference Number</i>	<i>Description</i>	<i>Credits</i>	<i>Charges</i>
08/28	08/28	85586687G26RZD8XN	PAYMENT THANK YOU	1 338 83	
09/02	09/02	55432867M62J6B6PE	SIMPLISAFE 888-957-4675 MA		29 99

Wells Fargo News

Take advantage of the features that come with Online Banking:

Messages and alerts: Stay informed about your account with updates sent to your email or mobile phone.

Automatic Payments: Never miss a payment, avoid late charges, and protect your credit rating.

This page intentionally blank

Checks Dated 06/11/2023 through 09/15/2023					
Check Number	Check Date	Pay to the Order of	Fund-Object	Expensed Amount	Check Amount
12771601	06/22/2023	AT&T Mobility	62-5900		182.56
12771602	06/22/2023	AT&T Mobility	62-5900		54.72
12771603	06/22/2023	California American Water	62-5500		53.76
12771604	06/22/2023	California American Water	62-5500		145.29
12771605	06/22/2023	Gerda Marotta	62-5600		8,067.75
12771606	06/22/2023	MBS Business Systems	62-5600		420.07
12771607	06/22/2023	Pediatric Therapy Associates	62-5800		195.00
12771608	06/22/2023	STATE OF CA DOJ Acctng Office	62-5800		32.00
12771609	06/22/2023	TinyEYE Tech Corp	62-5800		562.50
12771610	06/22/2023	Tucci Learning Services, Inc	62-5800		3,422.50
12771611	06/22/2023	Wells Fargo	62-5600		27.99
12773856	06/29/2023	Central Coast Language and Learning Center	62-5800		1,080.00
12773857	06/29/2023	CharterSafe	62-5450		6,391.00
12773858	06/29/2023	Comcast	62-5900		271.55
12773859	06/29/2023	Comcast	62-5900		207.72
12773860	06/29/2023	Heather Crane Ed Therapy	62-5800		382.50
12773861	06/29/2023	PG&E	62-5500		153.13
12773862	06/29/2023	Natalie Sanders Therasens Occupational Therapy	62-5800		812.50
12773863	06/29/2023	US Bank Corporate Payment System	62-4100	1,111.60	
			62-4300	2,229.65	
			62-5200	3,757.89	
			62-5800	809.07	
			62-5900	19.30	7,927.51
12776414	07/13/2023	AT&T Mobility	62-5900		182.48
12776415	07/13/2023	AT&T Mobility	62-5900		54.72
12776416	07/13/2023	CharterSafe	62-5450		2,130.00
12776417	07/13/2023	CRF Consulting - Cindy Fellows	62-5800		1,420.00
12776418	07/13/2023	City of Monterey Planning Office	62-5800		4.00
12776419	07/13/2023	SCHOOL PATHWAYS LLC	62-5800		1,215.80
12776420	07/13/2023	STAPLES ADVANTAGE	62-4300		249.68
12776421	07/13/2023	STATE OF CA DOJ Acctng Office	62-5800		49.00
12776422	07/13/2023	Thinking Maps, Inc	62-5200		2,181.20
12776423	07/13/2023	Wells Fargo	62-5500		28.99
12779160	07/27/2023	California American Water	62-5500		45.47
12779161	07/27/2023	Comcast	62-5900		272.89
12779162	07/27/2023	Educators Publishing Service	62-4100		1,700.98
12779163	07/27/2023	EdTec Inc.	62-5800		500.00
12779164	07/27/2023	Gerda Marotta	62-5600		8,244.44
12779165	07/27/2023	Kendall Hunt	62-4100		3,444.52
12779166	07/27/2023	NWEA	62-5800		1,500.00
12779167	07/27/2023	Open Up Resources	62-4100		1,106.16
12779168	07/27/2023	Otus LLC c/o 900FMS	62-5800		720.00
12779169	07/27/2023	PG&E	62-5500		154.59
12779170	07/27/2023	Ripple Effects	62-5800		1,308.82
12779171	07/27/2023	TCI	62-4100		2,041.65

The preceding Checks have been issued in accordance with the District's Policy and authorization of the Board of Trustees. It is recommended that the preceding Checks be approved.

ESCAPE ONLINE

Page 1 of 3

Checks Dated 06/11/2023 through 09/15/2023

Check Number	Check Date	Pay to the Order of	Fund-Object	Expensed Amount	Check Amount
12779172	07/27/2023	US Bank Corporate Payment System	62-4100	315.00	
			62-4300	117.54	
			62-5200	154.44	
			62-5300	500.00	
			62-5800	15.29	
			62-5900	145.45	938.84
12779173	07/27/2023	ZANER-BLOSER	62-4100		5,804.33
12782406	08/17/2023	Planned Parenthood Mar Monte	62-5800		260.00
12782407	08/17/2023	Strang Lopez, Christin	62-4300		175.22
12782408	08/17/2023	Heilman, Julie	62-4300		158.64
12782409	08/17/2023	Accelerate Learning Inc	62-4100		953.60
12782410	08/17/2023	AT&T Mobility	62-5900		182.48
12782411	08/17/2023	AT&T Mobility	62-5900		54.72
12782412	08/17/2023	California American Water	62-5500		117.51
12782413	08/17/2023	Comcast	62-5900		207.72
12782414	08/17/2023	Crystal Springs Water Co.	62-5500		86.00
12782415	08/17/2023	Monterey One Water	62-5500		123.40
12782416	08/17/2023	STATE OF CA DOJ Acctng Office	62-5800		128.00
12782417	08/17/2023	Wells Fargo	62-4200	101.61	
			62-4300	335.67	
			62-5200	855.50	
			62-5900	46.05	1,338.83
12783627	08/24/2023	James Lopez	62-5800		400.00
12783628	08/24/2023	CharterSafe	62-5450		2,130.00
12783629	08/24/2023	Comcast	62-5900		272.89
12783630	08/24/2023	Gerda Marotta	62-5600		8,244.44
12783631	08/24/2023	US Bank Corporate Payment System	62-4100	4,012.33	
			62-4200	55.98	
			62-4300	9,925.59	
			62-5800	380.29	14,374.19
12783632	08/24/2023	Ventanas Window Cleaning	62-5600		835.00
12785353	08/31/2023	Alling, Aimee	62-4100		244.39
12785354	08/31/2023	California American Water	62-5500		50.81
12785355	08/31/2023	California American Water	62-5500		119.34
12785356	08/31/2023	Comcast	62-5900		207.72
12785357	08/31/2023	Educators Publishing Service	62-4100		242.11
12785358	08/31/2023	EMPLOYMENT DEVELOPMENT DEPT	62-5800		40.33
12785359	08/31/2023	Navigate360	62-5200		199.92
12785360	08/31/2023	PG&E	62-5500		186.47
12786480	09/07/2023	AT&T Mobility	62-5900		54.72
12786481	09/07/2023	CliftonLarsonAllen LLP	62-5800		1,837.50
12786482	09/07/2023	RBM Janitorial Service, Inc.	62-5600		400.00
12786483	09/07/2023	STAPLES ADVANTAGE	62-4300		168.91
12786484	09/07/2023	Wells Fargo	62-4300	508.79	
			62-5500	57.98	

The preceding Checks have been issued in accordance with the District's Policy and authorization of the Board of Trustees. It is recommended that the preceding Checks be approved.

ESCAPE ONLINE

Page 2 of 3

Checks Dated 06/11/2023 through 09/15/2023

Check Number	Check Date	Pay to the Order of	Fund-Object	Expensed Amount	Check Amount
12786484	09/07/2023	Wells Fargo	62-5800	96.82	663.59
12787703	09/14/2023	Stericycle Inc.	62-5800		318.51
12787704	09/14/2023	Derby, Laura A	62-5800		119.00
12787705	09/14/2023	AT&T Mobility	62-5900		182.48
12787706	09/14/2023	CharterSafe	62-5450		2,130.00
12787707	09/14/2023	CRF Consulting - Cindy Fellows	62-5800		1,338.75
12787708	09/14/2023	Crystal Springs Water Co.	62-5500		45.25
12787709	09/14/2023	Savvas Learning Company	62-4100		510.90
Total Number of Checks			81		104,791.95

Fund Recap

Fund	Description	Check Count	Expensed Amount
62	Charter School Enterprise	81	104,791.95
	Total Number of Checks	81	104,791.95
	Less Unpaid Tax Liability		.00
	Net (Check Amount)		104,791.95

The preceding Checks have been issued in accordance with the District's Policy and authorization of the Board of Trustees. It is recommended that the preceding Checks be approved.

ESCAPE ONLINE



State of California
 Commission on Teacher Credentialing
 Certification Division
 1900 Capitol Avenue
 Sacramento, CA 95811-4213

Email: credentials@ctc.ca.gov
 Website: www.ctc.ca.gov

DECLARATION OF NEED FOR FULLY QUALIFIED EDUCATORS

Original Declaration of Need for year: _____²⁰²³
 Revised Declaration of Need for year: _____

FOR SERVICE IN A SCHOOL DISTRICT OR DISTRICT/COUNTY AUTHORIZED CHARTER SCHOOL

Name of District or Charter: Big Sur Charter School District CDS Code: 27-75150
 Name of County: _____ County CDS Code: _____

By submitting this annual declaration, the district is certifying the following:

- A diligent search, as defined below, to recruit a fully prepared teacher for the assignment(s) was made
- If a suitable fully prepared teacher is not available to the school district, the district will make a reasonable effort to recruit based on the priority stated below

The governing board/body of the school district or charter school specified above adopted a declaration at a regularly scheduled public meeting held on 08/24/2023 certifying that there is an insufficient number of certificated persons who meet the district's specified employment criteria for the position(s) listed on the attached form. The attached form was part of the agenda, and the declaration did NOT appear as part of a consent calendar.

► **Enclose a copy of the board agenda item**

With my signature below, I verify that the item was acted upon favorably by the board. The declaration shall remain in force until June 30, 2024.

Submitted by (Superintendent, Board Secretary, or Designee):

<u>Aimee Alling</u>		<u>Director</u>
<small>Name</small>	<small>Signature</small>	<small>Title</small>
<u>821-884-5454</u>	<u>831-324-4573</u>	<u>08/24/2023</u>
<small>Fax Number</small>	<small>Telephone Number</small>	<small>Date</small>
<u>304 Foam Street, Monterey, CA 93940</u>		
<small>Mailing Address</small>		
<u>director@bigsurcharterschool.org</u>		
<small>EMail Address</small>		

FOR SERVICE IN A COUNTY OFFICE OF EDUCATION, STATE AGENCY OR NONPUBLIC SCHOOL AGENCY

Name of County _____ County CDS Code _____
 Name of State Agency _____
 Name of NPS/NPA _____ County of Location _____

The Superintendent of the County Office of Education or the Director of the State Agency or the Director of the NPS/NPA specified above adopted a declaration on ___/___/___, at least 72 hours following his or her public announcement that such a declaration would be made, certifying that there is an insufficient number of certificated persons who meet the county's, agency's or school's specified employment criteria for the position(s) listed on the attached form.

The declaration shall remain in force until June 30, _____.

► **Enclose a copy of the public announcement**

Submitted by Superintendent, Director, or Designee:

Name	Signature	Title
Fax Number	Telephone Number	Date
Mailing Address		
EMail Address		

► *This declaration must be on file with the Commission on Teacher Credentialing before any emergency permits will be issued for service with the employing agency*

AREAS OF ANTICIPATED NEED FOR FULLY QUALIFIED EDUCATORS

Based on the previous year's actual needs and projections of enrollment, please indicate the number of emergency permits the employing agency estimates it will need in each of the identified areas during the valid period of this Declaration of Need for Fully Qualified Educators. This declaration shall be valid only for the type(s) and subjects(s) identified below.

This declaration must be revised by the employing agency when the total number of emergency permits applied for exceeds the estimate by ten percent. Board approval is required for a revision.

Type of Emergency Permit	Estimated Number Needed
CLAD/English Learner Authorization (applicant already holds teaching credential)	_____
Bilingual Authorization (applicant already holds teaching credential)	_____
List target language(s) for bilingual authorization: _____	
Resource Specialist	_____
Teacher Librarian Services	_____
Emergency Transitional Kindergarten (ETK)	1 _____

LIMITED ASSIGNMENT PERMITS

Limited Assignment Permits may only be issued to applicants holding a valid California teaching credential based on a baccalaureate degree and a professional preparation program including student teaching.

Based on the previous year's actual needs and projections of enrollment, please indicate the number of Limited Assignment Permits the employing agency estimates it will need in the following areas. Additionally, for the Single Subject Limited Assignment Permits estimated, please include the authorization(s) which will be requested:

TYPE OF LIMITED ASSIGNMENT PERMIT	ESTIMATED NUMBER NEEDED
Multiple Subject	1
Single Subject	
Special Education	
TOTAL	

Authorizations for Single Subject Limited Assignment Permits

SUBJECT	ESTIMATED NUMBER NEEDED	SUBJECT	ESTIMATED NUMBER NEEDED
Agriculture		Mathematics	
Art		Music	
Business		Physical Education	
Dance		Science: Biological Sciences	
English		Science: Chemistry	
Foundational-Level Math		Science: Geoscience	
Foundational-Level Science		Science: Physics	
Health		Social Science	
Home Economics		Theater	
Industrial & Technology Education		World Languages (specify)	

EFFORTS TO RECRUIT CERTIFIED PERSONNEL

The employing agency declares that it has implemented in policy and practices a process for conducting a diligent search that includes, but is not limited to, distributing job announcements, contacting college and university placement centers, advertising in local newspapers, exploring incentives included in the Teaching as a Priority Block Grant (refer to www.cde.ca.gov for details), participating in state and regional recruitment centers and participating in job fairs in California.

If a suitable fully prepared teacher is not available to the school district, the district made reasonable efforts to recruit an individual for the assignment, in the following order:

- A candidate who qualifies and agrees to participate in an approved internship program in the region of the school district
- An individual who is scheduled to complete initial preparation requirements within six months

EFFORTS TO CERTIFY, ASSIGN, AND DEVELOP FULLY QUALIFIED PERSONNEL

Has your agency established a District Intern program? Yes No

If no, explain. We are a very small school direct funded charter school. I am not sure how to start an intern program.

Does your agency participate in a Commission-approved college or university internship program? Yes No

If yes, how many interns do you expect to have this year? _____

If yes, list each college or university with which you participate in an internship program.

If no, explain why you do not participate in an internship program.
We are a very small school with only 5 teachers, so I do not think that our local university
would enter into such an agreement.

SECTION 18. NO PARTNERSHIP. This Agreement does not create a partnership relationship. Neither party has authority to enter into contracts on the other's behalf.

SECTION 19. INTERPRETATION AND OPPORTUNITY FOR COUNSEL. In the event of a controversy or dispute between the parties concerning the provisions herein, this document shall be interpreted according to the provisions herein. The parties hereto acknowledge and agree that each has been given an opportunity to independently review this Agreement with legal counsel.

SECTION 20. APPLICABLE LAW. This Agreement will be governed by the laws of the State of California.

SIGNATURES

ON BEHALF OF THE SCHOOL:


Director

Date: 7/27/23

INDEPENDENT CONTRACTOR:



Taxpayer ID Number: 46-1919227

Date: 7/1/23

Board Approval

Date: _____

Big Sur Charter School

2022 - 2023

Unaudited Actuals

And

2023 – 2024

45 Day Revised Budget

Big Sur Charter School
2022-2023 Unaudited Actuals
and
2023-2024 45 Day Revised Budget

Table of Contents

<u>Form Number</u>	<u>Description</u>	<u>Page Numbers</u>
CA	Certification Page	1
62	Charter School Enterprise Fund	2 - 8
A	Average Daily Attendance	9
ESMOE	Every Student Succeeds Act Maintenance of Effort	10 - 13
ICR	Indirect Cost Rate Worksheet	14 - 17
L	Lottery Report	18
PCRAF	Program Cost Report Schedule of Allocations	19
PCR	Program Cost Report	20 - 24
SIAA	Summary of Interfund Activities	25 - 28
	Technical Review Checks	29
CAT	State, Federal and Local Awards	30 - 39
LCFF	Local Control Funding Formula Revenue Summary	40 - 41

Charter Number: 1000

To the entity that approved the charter school:

2022-23 CHARTER SCHOOL UNAUDITED ACTUAL FINANCIAL REPORT: This report is hereby approved and filed by the charter school pursuant to Education Code Section 42100(b).

Signed: _____ Date: _____
Charter School Official
(Original signature required)
Printed Name: Aimee Alling Title: Director

To the County Superintendent of Schools:

2022-23 CHARTER SCHOOL UNAUDITED ACTUAL FINANCIAL REPORT: This report has been reviewed and is hereby filed with the County Superintendent of Schools pursuant to Education Code Section 42100(a).

Signed: _____ Date: _____
Authorized Representative of
Charter Approving Entity
(Original signature required)
Printed Name: Debbie Gold Title: Big Sur Unified Superintendent

To the Superintendent of Public Instruction:

2022-23 CHARTER SCHOOL UNAUDITED ACTUAL FINANCIAL REPORT: This report has been verified for mathematical accuracy by the County Superintendent of Schools pursuant to Education Code Section 42100(a).

Signed: _____ Date: _____
County Superintendent/Designee
(Original signature required)

For additional information on the unaudited actual financial report, please contact:

For Approving Entity:

Phillip Davis
Name
Senior Director of District Advisory Services
Title
831-755-0376
Telephone
pdavis@montereycoe.org
E-mail Address

For Charter School:

Cindy Fellows
Name
CBO
Title
831-682-1676
Telephone
cindy.fellows1210@gmail.com
E-mail Address



Description	Resource Codes	Object Codes	2022-23 Unaudited Actuals	2023-24 Budget	Percent Difference
A. REVENUES					
1) LCFF Sources		8010-8099	871,429.00	965,026.00	10.7%
2) Federal Revenue		8100-8299	29,463.00	12,265.00	-58.4%
3) Other State Revenue		8300-8599	174,140.80	63,741.00	-63.4%
4) Other Local Revenue		8600-8799	136,463.60	98,887.00	-27.5%
5) TOTAL, REVENUES			1,211,496.40	1,139,919.00	-5.9%
B. EXPENSES					
1) Certificated Salaries		1000-1999	405,848.18	419,857.00	3.5%
2) Classified Salaries		2000-2999	161,434.38	161,748.00	0.2%
3) Employee Benefits		3000-3999	226,914.92	240,965.00	6.2%
4) Books and Supplies		4000-4999	50,691.67	60,456.00	19.3%
5) Services and Other Operating Expenses		5000-5999	259,063.45	268,641.00	3.7%
6) Depreciation and Amortization		6000-6999	0.00	0.00	0.0%
7) Other Outgo (excluding Transfers of Indirect Costs)		7100-7299, 7400-7499	11,149.92	11,355.00	1.8%
8) Other Outgo - Transfers of Indirect Costs		7300-7399	0.00	0.00	0.0%
9) TOTAL, EXPENSES			1,115,102.52	1,163,022.00	4.3%
C. EXCESS (DEFICIENCY) OF REVENUES OVER EXPENSES BEFORE OTHER FINANCING SOURCES AND USES (A5 - B9)			96,393.88	(23,103.00)	-124.0%
D. OTHER FINANCING SOURCES/USES					
1) Interfund Transfers					
a) Transfers In		8900-8929	0.00	0.00	0.0%
b) Transfers Out		7600-7629	0.00	0.00	0.0%
2) Other Sources/Uses					
a) Sources		8930-8979	0.00	0.00	0.0%
b) Uses		7630-7699	0.00	0.00	0.0%
3) Contributions		8980-8999	0.00	0.00	0.0%
4) TOTAL, OTHER FINANCING SOURCES/USES			0.00	0.00	0.0%
E. NET INCREASE (DECREASE) IN NET POSITION (C + D4)			96,393.88	(23,103.00)	-124.0%
F. NET POSITION					
1) Beginning Net Position					
a) As of July 1 - Unaudited		9791	293,942.39	390,336.27	32.8%
b) Audit Adjustments		9793	0.00	0.00	0.0%
c) As of July 1 - Audited (F1a + F1b)			293,942.39	390,336.27	32.8%
d) Other Restatements		9795	0.00	0.00	0.0%
e) Adjusted Beginning Net Position (F1c + F1d)			293,942.39	390,336.27	32.8%
2) Ending Net Position, June 30 (E + F1e)			390,336.27	367,233.27	-5.9%
Components of Ending Net Position					
a) Net Investment in Capital Assets		9796	0.00	0.00	0.0%
b) Restricted Net Position		9797	181,605.13	144,605.13	-20.4%
c) Unrestricted Net Position		9790	208,731.14	222,628.14	6.7%
G. ASSETS					
1) Cash					
a) in County Treasury		9110	291,973.22		
1) Fair Value Adjustment to Cash in County Treasury		9111	0.00		
b) in Banks		9120	0.00		
c) in Revolving Cash Account		9130	0.00		
d) with Fiscal Agent/Trustee		9135	0.00		
e) Collections Awaiting Deposit		9140	0.00		
2) Investments		9150	0.00		
3) Accounts Receivable		9200	216,269.51		
4) Due from Grantor Government		9290	0.00		
5) Due from Other Funds		9310	0.00		
6) Stores		9320	0.00		
7) Prepaid Expenditures		9330	0.00		
8) Other Current Assets		9340	0.00		
9) Lease Receivable		9380	0.00		
10) Fixed Assets					
a) Land		9410	0.00		
b) Land Improvements		9420	0.00		

2

Description	Resource Codes	Object Codes	2022-23 Unaudited Actuals	2023-24 Budget	Percent Difference
c) Accumulated Depreciation - Land Improvements		9425	0.00		
d) Buildings		9430	0.00		
e) Accumulated Depreciation - Buildings		9435	0.00		
f) Equipment		9440	0.00		
g) Accumulated Depreciation - Equipment		9445	0.00		
h) Work in Progress		9450	0.00		
i) Lease Assets		9460	0.00		
j) Accumulated Amortization-Lease Assets		9465	0.00		
k) Subscription Assets		9470	0.00		
l) Accumulated Amortization-Subscription Assets		9475	0.00		
11) TOTAL, ASSETS			508,242.73		
H. DEFERRED OUTFLOWS OF RESOURCES					
1) Deferred Outflows of Resources		9490	0.00		
2) TOTAL, DEFERRED OUTFLOWS			0.00		
I. LIABILITIES					
1) Accounts Payable		9500	59,151.43		
2) Due to Grantor Governments		9590	0.00		
3) Due to Other Funds		9610	0.00		
4) Current Loans		9640	0.00		
5) Unearned Revenue		9650	58,755.03		
6) Long-Term Liabilities					
a) Subscription Liability		9660	0.00		
b) Net Pension Liability		9663	0.00		
c) Total/Net OPEB Liability		9664	0.00		
d) Compensated Absences		9665	0.00		
e) COPs Payable		9666	0.00		
f) Leases Payable		9667	0.00		
g) Lease Revenue Bonds Payable		9668	0.00		
h) Other General Long-Term Liabilities		9669	0.00		
7) TOTAL, LIABILITIES			117,906.46		
J. DEFERRED INFLOWS OF RESOURCES					
1) Deferred Inflows of Resources		9690	0.00		
2) TOTAL, DEFERRED INFLOWS			0.00		
K. NET POSITION					
(must agree with line F2) (G11 + H2) - (I7 + J2)			390,336.27		
LCFF SOURCES					
Principal Apportionment					
State Aid - Current Year		8011	324,071.00	361,290.00	11.5%
Education Protection Account State Aid - Current Year		8012	65,808.00	122,953.00	86.8%
State Aid - Prior Years		8019	767.00	0.00	-100.0%
LCFF Transfers					
Unrestricted LCFF Transfers - Current Year	0000	8091	0.00	0.00	0.0%
All Other LCFF Transfers - Current Year	All Other	8091	0.00	0.00	0.0%
Transfers to Charter Schools in Lieu of Property Taxes		8096	480,783.00	480,783.00	0.0%
Property Taxes Transfers		8097	0.00	0.00	0.0%
LCFF/Revenue Limit Transfers - Prior Years		8099	0.00	0.00	0.0%
TOTAL, LCFF SOURCES			871,429.00	965,026.00	10.7%
FEDERAL REVENUE					
Maintenance and Operations		8110	0.00	0.00	0.0%
Special Education Entitlement		8181	23,851.00	12,265.00	-48.6%
Special Education Discretionary Grants		8182	5,612.00	0.00	-100.0%
Child Nutrition Programs		8220	0.00	0.00	0.0%
Donated Food Commodities		8221	0.00	0.00	0.0%
Interagency Contracts Between LEAs		8285	0.00	0.00	0.0%
Title I, Part A, Basic	3010	8290	0.00	0.00	0.0%
Title I, Part D, Local Delinquent Programs	3025	8290	0.00	0.00	0.0%
Title II, Part A, Supporting Effective Instruction	4035	8290	0.00	0.00	0.0%
Title III, Part A, Immigrant Student Program	4201	8290	0.00	0.00	0.0%
Title III, Part A, English Learner Program	4203	8290	0.00	0.00	0.0%
Public Charter Schools Grant Program (PCSGP)	4610	8290	0.00	0.00	0.0%

Description	Resource Codes	Object Codes	2022-23 Unaudited Actuals	2023-24 Budget	Percent Difference
Other NCLB / Every Student Succeeds Act	3040, 3060, 3061, 3150, 3155, 3180, 3182, 4037, 4124, 4126, 4127, 4128, 5630	8290	0.00	0.00	0.0%
Career and Technical Education	3500-3599	8290	0.00	0.00	0.0%
All Other Federal Revenue	All Other	8290	0.00	0.00	0.0%
TOTAL, FEDERAL REVENUE			29,463.00	12,265.00	-58.4%
OTHER STATE REVENUE					
Other State Apportionments					
Special Education Master Plan					
Current Year	6500	8311	0.00	0.00	0.0%
Prior Years	6500	8319	0.00	0.00	0.0%
All Other State Apportionments - Current Year	All Other	8311	0.00	0.00	0.0%
All Other State Apportionments - Prior Years	All Other	8319	0.00	0.00	0.0%
Child Nutrition Programs		8520	0.00	0.00	0.0%
Mandated Costs Reimbursements		8550	1,570.00	1,570.00	0.0%
Lottery - Unrestricted and Instructional Materials		8560	28,504.80	19,972.00	-29.9%
After School Education and Safety (ASES)	6010	8590	0.00	0.00	0.0%
Charter School Facility Grant	6030	8590	0.00	0.00	0.0%
Drug/Alcohol/Tobacco Funds	6690, 6695	8590	0.00	0.00	0.0%
California Clean Energy Jobs Act	6230	8590	0.00	0.00	0.0%
Career Technical Education Incentive Grant Program	6387	8590	0.00	0.00	0.0%
Specialized Secondary	7370	8590	0.00	0.00	0.0%
All Other State Revenue	All Other	8590	144,066.00	42,199.00	-70.7%
TOTAL, OTHER STATE REVENUE			174,140.80	63,741.00	-63.4%
OTHER LOCAL REVENUE					
Sales					
Sale of Equipment/Supplies		8631	0.00	0.00	0.0%
Sale of Publications		8632	0.00	0.00	0.0%
Food Service Sales		8634	0.00	0.00	0.0%
All Other Sales		8639	0.00	0.00	0.0%
Leases and Rentals		8650	0.00	0.00	0.0%
Interest		8660	6,286.75	4,000.00	-36.4%
Net Increase (Decrease) in the Fair Value of Investments		8662	0.00	0.00	0.0%
Fees and Contracts					
Child Development Parent Fees		8673	0.00	0.00	0.0%
Transportation Fees From Individuals		8675	0.00	0.00	0.0%
Interagency Services		8677	0.00	0.00	0.0%
All Other Fees and Contracts		8689	0.00	0.00	0.0%
All Other Local Revenue		8699	66,181.85	29,400.00	-55.6%
Tuition		8710	0.00	0.00	0.0%
All Other Transfers In		8781-8783	0.00	0.00	0.0%
Transfers of Apportionments					
Special Education SELPA Transfers					
From Districts or Charter Schools	6500	8791	0.00	0.00	0.0%
From County Offices	6500	8792	63,995.00	65,487.00	2.3%
From JPAs	6500	8793	0.00	0.00	0.0%
Other Transfers of Apportionments					
From Districts or Charter Schools	All Other	8791	0.00	0.00	0.0%
From County Offices	All Other	8792	0.00	0.00	0.0%
From JPAs	All Other	8793	0.00	0.00	0.0%
All Other Transfers In from All Others		8799	0.00	0.00	0.0%
TOTAL, OTHER LOCAL REVENUE			136,463.60	98,887.00	-27.5%
TOTAL, REVENUES			1,211,496.40	1,139,919.00	-5.9%
CERTIFICATED SALARIES					
Certificated Teachers' Salaries		1100	346,123.20	359,854.00	4.0%
Certificated Pupil Support Salaries		1200	0.00	0.00	0.0%
Certificated Supervisors' and Administrators' Salaries		1300	59,724.98	60,003.00	0.5%
Other Certificated Salaries		1900	0.00	0.00	0.0%
TOTAL, CERTIFICATED SALARIES			405,848.18	419,857.00	3.5%

Description	Resource Codes	Object Codes	2022-23 Unaudited Actuals	2023-24 Budget	Percent Difference
CLASSIFIED SALARIES					
Classified Instructional Salaries		2100	127,237.13	128,043.00	0.6%
Classified Support Salaries		2200	0.00	0.00	0.0%
Classified Supervisors' and Administrators' Salaries		2300	0.00	0.00	0.0%
Clerical, Technical and Office Salaries		2400	34,197.25	33,705.00	-1.4%
Other Classified Salaries		2900	0.00	0.00	0.0%
TOTAL, CLASSIFIED SALARIES			161,434.38	161,748.00	0.2%
EMPLOYEE BENEFITS					
STRS		3101-3102	109,526.20	115,980.00	5.9%
PERS		3201-3202	33,471.36	38,621.00	15.4%
OASDI/Medicare/Alternative		3301-3302	13,367.64	12,937.00	-3.2%
Health and Welfare Benefits		3401-3402	56,550.78	58,729.00	3.9%
Unemployment Insurance		3501-3502	2,850.96	2,953.00	3.6%
Workers' Compensation		3601-3602	6,252.00	6,252.00	0.0%
OPEB, Allocated		3701-3702	0.00	0.00	0.0%
OPEB, Active Employees		3751-3752	0.00	0.00	0.0%
Other Employee Benefits		3901-3902	4,895.98	5,493.00	12.2%
TOTAL, EMPLOYEE BENEFITS			226,914.92	240,965.00	6.2%
BOOKS AND SUPPLIES					
Approved Textbooks and Core Curricula Materials		4100	21,687.30	22,454.00	3.5%
Books and Other Reference Materials		4200	0.00	100.00	New
Materials and Supplies		4300	29,004.37	37,902.00	30.7%
Noncapitalized Equipment		4400	0.00	0.00	0.0%
Food		4700	0.00	0.00	0.0%
TOTAL, BOOKS AND SUPPLIES			50,691.67	60,456.00	19.3%
SERVICES AND OTHER OPERATING EXPENSES					
Subagreements for Services		5100	0.00	0.00	0.0%
Travel and Conferences		5200	8,925.02	4,963.00	-44.4%
Dues and Memberships		5300	0.00	1,500.00	New
Insurance		5400-5450	22,852.61	28,493.00	24.7%
Operations and Housekeeping Services		5500	9,839.48	16,482.00	67.5%
Rentals, Leases, Repairs, and Noncapitalized Improvements		5600	102,932.34	100,222.00	-2.6%
Transfers of Direct Costs		5710	0.00	0.00	0.0%
Transfers of Direct Costs - Interfund		5750	0.00	0.00	0.0%
Professional/Consulting Services and Operating Expenditures		5800	103,381.46	105,981.00	2.5%
Communications		5900	11,132.54	11,000.00	-1.2%
TOTAL, SERVICES AND OTHER OPERATING EXPENSES			259,063.45	268,641.00	3.7%
DEPRECIATION AND AMORTIZATION					
Depreciation Expense		6900	0.00	0.00	0.0%
Amortization Expense—Lease Assets		6910	0.00	0.00	0.0%
Amortization Expense—Subscription Assets		6920	0.00	0.00	0.0%
TOTAL, DEPRECIATION AND AMORTIZATION			0.00	0.00	0.0%
OTHER OUTGO (excluding Transfers of Indirect Costs)					
Tuition					
Tuition for Instruction Under Interdistrict Attendance Agreements		7110	0.00	0.00	0.0%
Tuition, Excess Costs, and/or Deficit Payments					
Payments to Districts or Charter Schools		7141	0.00	0.00	0.0%
Payments to County Offices		7142	0.00	0.00	0.0%
Payments to JPAs		7143	0.00	0.00	0.0%
Other Transfers Out					
All Other Transfers		7281-7283	11,149.92	11,355.00	1.8%
All Other Transfers Out to All Others		7299	0.00	0.00	0.0%
Debt Service					
Debt Service - Interest		7438	0.00	0.00	0.0%
TOTAL, OTHER OUTGO (excluding Transfers of Indirect Costs)			11,149.92	11,355.00	1.8%
OTHER OUTGO - TRANSFERS OF INDIRECT COSTS					
Transfers of Indirect Costs		7310	0.00	0.00	0.0%
Transfers of Indirect Costs - Interfund		7350	0.00	0.00	0.0%
TOTAL, OTHER OUTGO - TRANSFERS OF INDIRECT COSTS			0.00	0.00	0.0%
TOTAL, EXPENSES			1,115,102.52	1,163,022.00	4.3%

Description	Resource Codes	Object Codes	2022-23 Unaudited Actuals	2023-24 Budget	Percent Difference
INTERFUND TRANSFERS					
INTERFUND TRANSFERS IN					
Other Authorized Interfund Transfers In		8919	0.00	0.00	0.0%
(a) TOTAL, INTERFUND TRANSFERS IN			0.00	0.00	0.0%
INTERFUND TRANSFERS OUT					
Other Authorized Interfund Transfers Out		7619	0.00	0.00	0.0%
(b) TOTAL, INTERFUND TRANSFERS OUT			0.00	0.00	0.0%
OTHER SOURCES/USES					
SOURCES					
Other Sources					
Transfers from Funds of Lapsed/Reorganized LEAs		8965	0.00	0.00	0.0%
All Other Financing Sources		8979	0.00	0.00	0.0%
(c) TOTAL, SOURCES			0.00	0.00	0.0%
USES					
Transfers of Funds from Lapsed/Reorganized LEAs		7651	0.00	0.00	0.0%
All Other Financing Uses		7699	0.00	0.00	0.0%
(d) TOTAL, USES			0.00	0.00	0.0%
CONTRIBUTIONS					
Contributions from Unrestricted Revenues		8980	0.00	0.00	0.0%
Contributions from Restricted Revenues		8990	0.00	0.00	0.0%
(e) TOTAL, CONTRIBUTIONS			0.00	0.00	0.0%
TOTAL, OTHER FINANCING SOURCES/USES (a - b + c - d + e)			0.00	0.00	0.0%

6

Description	Function Codes	Object Codes	2022-23 Unaudited Actuals	2023-24 Budget	Percent Difference
A. REVENUES					
1) LCFF Sources		8010-8099	871,429.00	965,026.00	10.7%
2) Federal Revenue		8100-8299	29,463.00	12,265.00	-58.4%
3) Other State Revenue		8300-8599	174,140.80	63,741.00	-63.4%
4) Other Local Revenue		8600-8799	136,463.60	98,887.00	-27.5%
5) TOTAL, REVENUES			1,211,496.40	1,139,919.00	-5.9%
B. EXPENSES (Objects 1000-7999)					
1) Instruction	1000-1999		764,069.84	797,977.00	4.4%
2) Instruction - Related Services	2000-2999		166,438.70	182,333.00	9.5%
3) Pupil Services	3000-3999		20,721.32	10,080.00	-51.4%
4) Ancillary Services	4000-4999		0.00	0.00	0.0%
5) Community Services	5000-5999		0.00	0.00	0.0%
6) Enterprise	6000-6999		0.00	0.00	0.0%
7) General Administration	7000-7999		28,989.16	34,988.00	20.7%
8) Plant Services	8000-8999		123,733.58	126,289.00	2.1%
9) Other Outgo	9000-9999	Except 7600-7699	11,149.92	11,355.00	1.8%
10) TOTAL, EXPENSES			1,115,102.52	1,163,022.00	4.3%
C. EXCESS (DEFICIENCY) OF REVENUES OVER EXPENSES BEFORE OTHER FINANCING SOURCES AND USES (A5 - B10)			96,393.88	(23,103.00)	-124.0%
D. OTHER FINANCING SOURCES/USES					
1) Interfund Transfers					
a) Transfers In		8900-8929	0.00	0.00	0.0%
b) Transfers Out		7600-7629	0.00	0.00	0.0%
2) Other Sources/Uses					
a) Sources		8930-8979	0.00	0.00	0.0%
b) Uses		7630-7699	0.00	0.00	0.0%
3) Contributions		8980-8999	0.00	0.00	0.0%
4) TOTAL, OTHER FINANCING SOURCES/USES			0.00	0.00	0.0%
E. NET INCREASE (DECREASE) IN NET POSITION (C + D4)			96,393.88	(23,103.00)	-124.0%
F. NET POSITION					
1) Beginning Net Position					
a) As of July 1 - Unaudited		9791	293,942.39	390,336.27	32.8%
b) Audit Adjustments		9793	0.00	0.00	0.0%
c) As of July 1 - Audited (F1a + F1b)			293,942.39	390,336.27	32.8%
d) Other Restatements		9795	0.00	0.00	0.0%
e) Adjusted Beginning Net Position (F1c + F1d)			293,942.39	390,336.27	32.8%
2) Ending Net Position, June 30 (E + F1e)			390,336.27	367,233.27	-5.9%
Components of Ending Net Position					
a) Net Investment in Capital Assets		9796	0.00	0.00	0.0%
b) Restricted Net Position		9797	181,605.13	144,605.13	-20.4%
c) Unrestricted Net Position		9790	208,731.14	222,628.14	6.7%

Resource	Description	2022-23 Unaudited Actuals	2023-24 Budget
6230	California Clean Energy Jobs Act	15,269.00	15,269.00
6266	Educator Effectiveness, FY 2021-22	15,233.96	15,233.96
6512	Special Ed: Mental Health Services	7,697.09	7,697.09
6546	Mental Health-Related Services	10,749.00	10,749.00
6762	Arts, Music, and Instructional Materials Discretionary Block Grant	26,876.99	9,876.99
7338	College Readiness Block Grant	75,000.00	75,000.00
7435	Learning Recovery Emergency Block Grant	30,779.09	10,779.09
Total, Restricted Net Position		181,605.13	144,605.13

8

Description	2022-23 Unaudited Actuals			2023-24 Budget		
	P-2 ADA	Annual ADA	Funded ADA	Estimated P-2 ADA	Estimated Annual ADA	Estimated Funded ADA
C. CHARTER SCHOOL ADA						
Authorizing LEAs reporting charter school SACS financial data in their Fund 01, 09, or 62 use this worksheet to report ADA for those charter schools.						
Charter schools reporting SACS financial data separately from their authorizing LEAs in Fund 01 or Fund 62 use this worksheet to report their ADA.						
FUND 01: Charter School ADA corresponding to SACS financial data reported in Fund 01.						
1. Total Charter School Regular ADA	84.26	83.15	84.26	86.00	86.00	86.00
2. Charter School County Program Alternative Education ADA						
a. County Group Home and Institution Pupils						
b. Juvenile Halls, Homes, and Camps						
c. Probation Referred, On Probation or Parole, Expelled per EC 48915(a) or (c) [EC 2574(c)(4)(A)]						
d. Total, Charter School County Program Alternative Education ADA (Sum of Lines C2a through C2c)	0.00	0.00	0.00	0.00	0.00	0.00
3. Charter School Funded County Program ADA						
a. County Community Schools						
b. Special Education-Special Day Class						
c. Special Education-NPS/LCI						
d. Special Education Extended Year						
e. Other County Operated Programs: Opportunity Schools and Full Day Opportunity Classes, Specialized Secondary Schools						
f. Total, Charter School Funded County Program ADA (Sum of Lines C3a through C3e)	0.00	0.00	0.00	0.00	0.00	0.00
4. TOTAL CHARTER SCHOOL ADA (Sum of Lines C1, C2d, and C3f)	84.26	83.15	84.26	86.00	86.00	86.00
FUND 09 or 62: Charter School ADA corresponding to SACS financial data reported in Fund 09 or Fund 62.						
5. Total Charter School Regular ADA						
6. Charter School County Program Alternative Education ADA						
a. County Group Home and Institution Pupils						
b. Juvenile Halls, Homes, and Camps						
c. Probation Referred, On Probation or Parole, Expelled per EC 48915(a) or (c) [EC 2574(c)(4)(A)]						
d. Total, Charter School County Program Alternative Education ADA (Sum of Lines C6a through C6c)	0.00	0.00	0.00	0.00	0.00	0.00
7. Charter School Funded County Program ADA						
a. County Community Schools						
b. Special Education-Special Day Class						
c. Special Education-NPS/LCI						
d. Special Education Extended Year						
e. Other County Operated Programs: Opportunity Schools and Full Day Opportunity Classes, Specialized Secondary Schools						
f. Total, Charter School Funded County Program ADA (Sum of Lines C7a through C7e)	0.00	0.00	0.00	0.00	0.00	0.00
8. TOTAL CHARTER SCHOOL ADA (Sum of Lines C5, C6d, and C7f)	0.00	0.00	0.00	0.00	0.00	0.00
9. TOTAL CHARTER SCHOOL ADA Reported in Fund 01, 09, or 62 (Sum of Lines C4 and C8)	84.26	83.15	84.26	86.00	86.00	86.00

Section I - Expenditures	Funds 01, 09, and 62			2022-23 Expenditures
	Goals	Functions	Objects	
A. Total state, federal, and local expenditures (all resources)	All	All	1000-7999	1,115,102.52
B. Less all federal expenditures not allowed for MOE (Resources 3000-5999, except 3385)	All	All	1000-7999	17,877.00
C. Less state and local expenditures not allowed for MOE: (All resources, except federal as identified in Line B)				
1. Community Services	All	5000-5999	1000-7999	0.00
2. Capital Outlay	All except 7100-7199	All except 5000-5999	6000-6999 except 6600, 6910	0.00
3. Debt Service	All	9100	5400-5450, 5800, 7430-7439	0.00
4. Other Transfers Out	All	9200	7200-7299	11,149.92
5. Interfund Transfers Out	All	9300	7600-7629	0.00
6. All Other Financing Uses	All	9100, 9200	7699, 7651	0.00
7. Nonagency	7100-7199	All except 5000-5999, 9000-9999	1000-7999	0.00
8. Tuition (Revenue, in lieu of expenditures, to approximate costs of services for which tuition is received)	All	All	8710	0.00

10

9. Supplemental expenditures made as a result of a Presidentially declared disaster	Manually entered. Must not include expenditures in lines B, C1-C8, D1, or D2.			0.00
10. Total state and local expenditures not allowed for MOE calculation (Sum lines C1 through C9)				11,149.92
D. Plus additional MOE expenditures:				1000-7143, 7300-7439
1. Expenditures to cover deficits for food services (Funds 13 and 61) (If negative, then zero)	All	All	minus 8000-8699	0.00
2. Expenditures to cover deficits for student body activities	Manually entered. Must not include expenditures in lines A or D1.			0.00
E. Total expenditures subject to MOE (Line A minus lines B and C10, plus lines D1 and D2)				1,086,075.60
Section II - Expenditures Per ADA				2022-23 Annual ADA/Exps. Per ADA
A. Average Daily Attendance (Form A, Annual ADA column, Line C9)				83.15
B. Expenditures per ADA (Line I.E divided by Line II.A)				13,061.64
Section III - MOE Calculation (For data collection only. Final determination will be done by CDE)	Total			Per ADA

il

<p>A. Base expenditures (Preloaded expenditures from prior year official CDE MOE Calculation) (Note: If the prior year MOE was not met, CDE has adjusted the prior year base to 90 percent of the preceding prior year amount rather than the actual prior year expenditure amount.)</p>		
<p>1. Adjustment to base expenditure and expenditure per ADA amounts for LEAs failing prior year MOE calculation (From Section IV)</p>		
<p>2. Total adjusted base expenditure amounts (Line A plus Line A.1)</p>		
<p>B. Required effort (Line A.2 times 90%)</p>		
<p>C. Current year expenditures (Line I.E and Line II.B)</p>		
<p>D. MOE deficiency amount, if any (Line B minus Line C) (If negative, then zero)</p>		

12

<p>E. MOE determination (If one or both of the amounts in line D are zero, the MOE requirement is met; if both amounts are positive, the MOE requirement is not met. If either column in Line A.2 or Line C equals zero, the MOE calculation is incomplete.)</p>	MOE Met	
<p>F. MOE deficiency percentage, if MOE not met; otherwise, zero (Line D divided by Line B) (Funding under ESSA covered programs in FY 2024-25 may be reduced by the lower of the two percentages)</p>	0.00%	0.00%
<p>SECTION IV - Detail of Adjustments to Base Expenditures (used In Section III, Line A.1)</p>		
<p>Description of Adjustments</p>	<p>Total Expenditures</p>	<p>Expenditures Per ADA</p>
<p>Total adjustments to base expenditures</p>	0.00	0.00

Part I - General Administrative Share of Plant Services Costs

California's indirect cost plan allows that the general administrative costs in the indirect cost pool may include that portion of plant services costs (maintenance and operations costs and facilities rents and leases costs) attributable to the general administrative offices. The calculation of the plant services costs attributed to general administration and included in the pool is standardized and automated using the percentage of salaries and benefits relating to general administration as proxy for the percentage of square footage occupied by general administration.

A. Salaries and Benefits - Other General Administration and Centralized Data Processing

1. Salaries and benefits paid through payroll (Funds 01, 09, and 62, objects 1000-3999 except 3701-3702)
(Functions 7200-7700, goals 0000 and 9000) 0.00
2. Contracted general administrative positions not paid through payroll
 - a. Enter the costs, if any, of general administrative positions performing services ON SITE but paid through a contract, rather than through payroll, in functions 7200-7700, goals 0000 and 9000, Object 5800. _____
 - b. If an amount is entered on Line A2a, provide the title, duties, and approximate FTE of each general administrative position paid through a contract. Retain supporting documentation in case of audit.

B. Salaries and Benefits - All Other Activities

1. Salaries and benefits paid through payroll (Funds 01, 09, and 62, objects 1000-3999 except 3701-3702)
(Functions 1000-6999, 7100-7180, & 8100-8400; Functions 7200-7700, all goals except 0000 & 9000) 794,197.48

C. Percentage of Plant Services Costs Attributable to General Administration

- (Line A1 plus Line A2a, divided by Line B1; zero if negative) (See Part III, Lines A5 and A6) 0.00%

Part II - Adjustments for Employment Separation Costs

When an employee separates from service, the local educational agency (LEA) may incur costs associated with the separation in addition to the employee's regular salary and benefits for the final pay period. These additional costs can be categorized as "normal" or "abnormal or mass" separation costs.

Normal separation costs include items such as pay for accumulated unused leave or routine severance pay authorized by governing board policy. Normal separation costs are not allowable as direct costs to federal programs, but are allowable as indirect costs. State programs may have similar restrictions. Where federal or state program guidelines required that the LEA charge an employee's normal separation costs to an unrestricted resource rather than to the restricted program in which the employee worked, the LEA may identify and enter these costs on Line A for inclusion in the indirect cost pool.

Abnormal or mass separation costs are those costs resulting from actions taken by an LEA to influence employees to terminate their employment earlier than they normally would have. Abnormal or mass separation costs include retirement incentives such as a Golden Handshake or severance packages negotiated to effect termination. Abnormal or mass separation costs may not be charged to federal programs as either direct costs or indirect costs. Where an LEA paid abnormal or mass separation costs on behalf of positions in general administrative functions included in the indirect cost pool, the LEA must identify and enter these costs on Line B for exclusion from the pool.

A. Normal Separation Costs (optional)

Enter any normal separation costs paid on behalf of employees of restricted state or federal programs that were charged to an unrestricted resource (0000-1999) in funds 01, 09, and 62 with functions 1000-6999 or 8100-8400 rather than to the restricted program. These costs will be moved in Part III from base costs to the indirect cost pool. Retain supporting documentation. _____

B. Abnormal or Mass Separation Costs (required)

Enter any abnormal or mass separation costs paid on behalf of general administrative positions charged to unrestricted resources (0000-1999) in funds 01, 09, and 62 with functions 7200-7700. These costs will be moved in Part III from the indirect cost pool to base costs. If none, enter zero. 0.00

Part III - Indirect Cost Rate Calculation (Funds 01, 09, and 62, unless indicated otherwise)

A. Indirect Costs

1. Other General Administration, less portion charged to restricted resources or specific goals
(Functions 7200-7600, objects 1000-5999, minus Line B9) 23,874.16
2. Centralized Data Processing, less portion charged to restricted resources or specific goals
(Function 7700, objects 1000-5999, minus Line B10) 0.00

14

3. External Financial Audit - Single Audit (Function 7190, resources 0000-1999, goals 0000 and 9000, objects 5000 - 5999)	0.00
4. Staff Relations and Negotiations (Function 7120, resources 0000-1999, goals 0000 and 9000, objects 1000 - 5999)	0.00
5. Plant Maintenance and Operations (portion relating to general administrative offices only) (Functions 8100-8400, objects 1000-5999 except 5100, times Part I, Line C)	0.00
6. Facilities Rents and Leases (portion relating to general administrative offices only) (Function 8700, resources 0000-1999, objects 1000-5999 except 5100, times Part I, Line C)	0.00
7. Adjustment for Employment Separation Costs	
a. Plus: Normal Separation Costs (Part II, Line A)	0.00
b. Less: Abnormal or Mass Separation Costs (Part II, Line B)	0.00
8. Total Indirect Costs (Lines A1 through A7a, minus Line A7b)	23,874.16
9. Carry-Forward Adjustment (Part IV, Line F)	13,213.30
10. Total Adjusted Indirect Costs (Line A8 plus Line A9)	37,087.46
B. Base Costs	
1. Instruction (Functions 1000-1999, objects 1000-5999 except 5100)	764,069.84
2. Instruction-Related Services (Functions 2000-2999, objects 1000-5999 except 5100)	166,438.70
3. Pupil Services (Functions 3000-3999, objects 1000-5999 except 4700 and 5100)	20,721.32
4. Ancillary Services (Functions 4000-4999, objects 1000-5999 except 5100)	0.00
5. Community Services (Functions 5000-5999, objects 1000-5999 except 5100)	0.00
6. Enterprise (Function 6000, objects 1000-5999 except 4700 and 5100)	0.00
7. Board and Superintendent (Functions 7100-7180, objects 1000-5999, minus Part III, Line A4)	0.00
8. External Financial Audit - Single Audit and Other (Functions 7190-7191, objects 5000 - 5999, minus Part III, Line A3)	5,115.00
9. Other General Administration (portion charged to restricted resources or specific goals only) (Functions 7200-7600, resources 2000-9999, objects 1000-5999; Functions 7200-7600, resources 0000-1999, all goals except 0000 and 9000, objects 1000-5999)	0.00
10. Centralized Data Processing (portion charged to restricted resources or specific goals only) (Function 7700, resources 2000-9999, objects 1000-5999; Function 7700, resources 0000-1999, all goals except 0000 and 9000, objects 1000-5999)	0.00
11. Plant Maintenance and Operations (all except portion relating to general administrative offices) (Functions 8100-8400, objects 1000-5999 except 5100, minus Part III, Line A5)	26,911.58
12. Facilities Rents and Leases (all except portion relating to general administrative offices) (Function 8700, objects 1000-5999 except 5100, minus Part III, Line A6)	96,822.00
13. Adjustment for Employment Separation Costs	
a. Less: Normal Separation Costs (Part II, Line A)	0.00
b. Plus: Abnormal or Mass Separation Costs (Part II, Line B)	0.00
14. Student Activity (Fund 08, functions 4000-5999, objects 1000-5999 except 5100)	0.00
15. Adult Education (Fund 11, functions 1000-6999, 8100-8400, and 8700, objects 1000-5999 except 5100)	0.00
16. Child Development (Fund 12, functions 1000-6999, 8100-8400 & 8700, objects 1000-5999 except 4700 & 5100)	0.00
17. Cafeteria (Funds 13 & 61, functions 1000-6999, 8100-8400 & 8700, objects 1000-5999 except 4700 & 5100)	0.00
18. Foundation (Funds 19 & 57, functions 1000-6999, 8100-8400 & 8700, objects 1000-5999 except 4700 & 5100)	0.00
19. Total Base Costs (Lines B1 through B12 and Lines B13b through B18, minus Line B13a)	1,080,078.44
C. Straight Indirect Cost Percentage Before Carry-Forward Adjustment	
(For information only - not for use when claiming/recovering indirect costs) (Line A8 divided by Line B19)	2.21%
D. Preliminary Proposed Indirect Cost Rate	
(For final approved fixed-with-carry-forward rate for use in 2024-25 see www.cde.ca.gov/fg/ac/ic) (Line A10 divided by Line B19)	3.43%

Part IV - Carry-forward Adjustment

The carry-forward adjustment is an after-the-fact adjustment for the difference between indirect costs recoverable using the indirect cost rate approved for use in a given year, and the actual indirect costs incurred in that year. The carry-forward adjustment eliminates

the need for LEAs to file amended federal reports when their actual indirect costs vary from the estimated indirect costs on which the approved rate was based.

Where the ratio of indirect costs incurred in the current year is less than the estimated ratio of indirect costs on which the approved rate for use in the current year was based, the carry-forward adjustment is limited by using either the approved rate times current year base costs, or the highest rate actually used to recover costs from any program times current year base costs, if the highest rate used was less than the approved rate. Rates used to recover costs from programs are displayed in Exhibit A.

A. Indirect costs incurred in the current year (Part III, Line A8)	23,874.16
B. Carry-forward adjustment from prior year(s)	
1. Carry-forward adjustment from the second prior year	2,084.07
2. Carry-forward adjustment amount deferred from prior year(s), if any	0.00
C. Carry-forward adjustment for under- or over-recovery in the current year	
1. Under-recovery: Part III, Line A8, plus carry-forward adjustment from prior years, minus (approved indirect cost rate (1.18%) times Part III, Line B19); zero if negative	13,213.30
2. Over-recovery: Part III, Line A8, plus carry-forward adjustment from prior years, minus the lesser of (approved indirect cost rate (1.18%) times Part III, Line B19) or (the highest rate used to recover costs from any program (0%) times Part III, Line B19); zero if positive	0.00
D. Preliminary carry-forward adjustment (Line C1 or C2)	13,213.30
E. Optional allocation of negative carry-forward adjustment over more than one year	
Where a negative carry-forward adjustment causes the proposed approved rate to fall below zero or would reduce the rate at which the LEA could recover indirect costs to such an extent that it would cause the LEA significant fiscal harm, the LEA may request that the carry-forward adjustment be allocated over more than one year. Where allocation of a negative carry-forward adjustment over more than one year does not resolve a negative rate, the CDE will work with the LEA on a case-by-case basis to establish an approved rate.	
Option 1. Preliminary proposed approved rate (Part III, Line D) if entire negative carry-forward adjustment is applied to the current year calculation:	not applicable
Option 2. Preliminary proposed approved rate (Part III, Line D) if one-half of negative carry-forward adjustment is applied to the current year calculation and the remainder is deferred to one or more future years:	not applicable
Option 3. Preliminary proposed approved rate (Part III, Line D) if one-third of negative carry-forward adjustment is applied to the current year calculation and the remainder is deferred to one or more future years:	not applicable
LEA request for Option 1, Option 2, or Option 3	1
F. Carry-forward adjustment used in Part III, Line A9 (Line D minus amount deferred if Option 2 or Option 3 is selected)	13,213.30

Approved indirect cost rate: 1.18%
 Highest rate used in any program: 0.00%

Fund	Resource	Eligible Expenditures (Objects 1000-5999 except 4700 & 5100)	Indirect Costs Charged (Objects 7310 and 7350)	Rate Used
------	----------	--	--	-----------

17

Unaudited Actuals
2022-23 Unaudited Actuals
LOTTERY REPORT
Revenues, Expenditures and
Ending Balances - All Funds

Description	Object Codes	Lottery: Unrestricted (Resource 1100)	Transferred to Other Resources for Expenditure	Lottery: Instructional Materials (Resource 6300)*	Totals
A. AMOUNT AVAILABLE FOR THIS FISCAL YEAR					
1. Adjusted Beginning Fund Balance	9791-9795	0.00		0.00	0.00
2. State Lottery Revenue	8560	19,010.92		9,493.88	28,504.80
3. Other Local Revenue	8600-8799	0.00		0.00	0.00
4. Transfers from Funds of Lapsed/Reorganized Districts	8965	0.00		0.00	0.00
5. Contributions from Unrestricted Resources (Total must be zero)	8980	0.00			0.00
6. Total Available (Sum Lines A1 through A5)		19,010.92	0.00	9,493.88	28,504.80
B. EXPENDITURES AND OTHER FINANCING USES					
1. Certificated Salaries	1000-1999	0.00		0.00	0.00
2. Classified Salaries	2000-2999	0.00		0.00	0.00
3. Employee Benefits	3000-3999	0.00		0.00	0.00
4. Books and Supplies	4000-4999	19,010.92		9,493.88	28,504.80
5. a. Services and Other Operating Expenditures (Resource 1100)	5000-5999	0.00			0.00
b. Services and Other Operating Expenditures (Resource 6300)	5000-5999, except 5100, 5710, 5800			0.00	0.00
c. Duplicating Costs for Instructional Materials (Resource 6300)	5100, 5710, 5800			0.00	0.00
6. Capital Outlay	6000-6999	0.00		0.00	0.00
7. Tuition	7100-7199	0.00			0.00
8. Interagency Transfers Out					
a. To Other Districts, County Offices, and Charter Schools	7211, 7212, 7221, 7222, 7281, 7282	0.00			0.00
b. To JPAs and All Others	7213, 7223, 7283, 7299	0.00			0.00
9. Transfers of Indirect Costs	7300-7399	0.00			0.00
10. Debt Service	7400-7499	0.00			0.00
11. All Other Financing Uses	7630-7699	0.00			0.00
12. Total Expenditures and Other Financing Uses (Sum Lines B1 through B11)		19,010.92	0.00	9,493.88	28,504.80
C. ENDING BALANCE (Must equal Line A6 minus Line B12)	979Z	0.00	0.00	0.00	0.00
D. COMMENTS:					

Data from this report will be used to prepare a report to the Legislature as required by Control Section 24.60 of the Budget Act.

*Pursuant to Government Code Section 8880.4(a)(2)(B) and the definition in Education Code Section 60010(h), Resource 6300 funds are to be used for the purchase of instructional materials only. Any amounts in the shaded cells of this column should be reviewed for appropriateness.

18

Schedule of Allocation Factors (AF) for Support Costs

	Teacher Full-Time Equivalents					Classroom Units			Pupils Transported
	Instructional Supervision and Administration (Functions 2100 - 2200)	Library, Media, Technology and Other Instructional Resources (Functions 2420-2495)	School Administration (Function 2700)	Pupil Support Services (Functions 3100-3199 & 3900)	Plant Maintenance and Operations (Functions 8100-8400)	Facilities Rents and Leases (Function 8700)			
	FTE Factor(s)	FTE Factor(s)	FTE Factor(s)	FTE Factor(s)	CU Factor(s)	CU Factor(s)	PT Factor(s)		
A. Amount of Undistributed Expenditures, Funds 01, 09, and 62, Goals 0000 and 9000 (will be allocated based on factors input)	0.00	0.00	164,330.70	0.00	26,911.58	96,822.00	0.00		
B. Enter Allocation Factor(s) by Goal: (Note: Allocation factors are only needed for a column if there are undistributed expenditures in line A.)									
Instructional Goals Description									
0001 Pre-Kindergarten			4.80		3.00	3.00			
1110 Regular Education, K-12									
3100 Alternative Schools									
3200 Continuation Schools									
3300 Independent Study Centers									
3400 Opportunity Schools									
3550 Community Day Schools									
3700 Specialized Secondary Programs									
3800 Career Technical Education									
4110 Regular Education, Adult									
4610 Adult Independent Study Centers									
4620 Adult Correctional Education									
4630 Adult Career Technical Education									
4760 Bilingual									
4850 Migrant Education									
5000-5999 Special Education (allocated to 5001)			.50		.50	.50			
6000 ROC/P									
Other Goals Description									
7110 Nonagency - Educational									
7150 Nonagency - Other									
8100 Community Services									
8500 Child Care and Development Services									
Other Funds Description									
-- Adult Education (Fund 11)									
-- Child Development (Fund 12)									
-- Cafeteria (Funds 13 & 61)									
C. Total Allocation Factors	0.00	0.00	5.30	0.00	3.50	3.50	0.00		

19

Goal	Program/Activity	Direct Costs				Central Admin Costs (col. 3 x Sch, CAC line E) Column 4	Other Costs (Schedule OC) Column 5	Total Costs by Program (col. 3 + 4 + 5) Column 6
		Direct Charged (Schedule DCC) Column 1	Allocated (Schedule AC) Column 2	Subtotal (col. 1 + 2) Column 3				
Instructional Goals								
0001	Pre-Kindergarten	0.00	0.00	0.00	0.00	0.00		0.00
1110	Regular Education, K-12	854,330.81	254,885.16	909,215.97	24,519.35	933,735.32		933,735.32
3100	Alternative Schools	0.00	0.00	0.00	0.00	0.00		0.00
3200	Continuation Schools	0.00	0.00	0.00	0.00	0.00		0.00
3300	Independent Study Centers	0.00	0.00	0.00	0.00	0.00		0.00
3400	Opportunity Schools	0.00	0.00	0.00	0.00	0.00		0.00
3500	Community Day Schools	0.00	0.00	0.00	0.00	0.00		0.00
3700	Specialized Secondary Programs	0.00	0.00	0.00	0.00	0.00		0.00
3800	Career Technical Education	0.00	0.00	0.00	0.00	0.00		0.00
4110	Regular Education, Adult	0.00	0.00	0.00	0.00	0.00		0.00
4610	Adult Independent Study Centers	0.00	0.00	0.00	0.00	0.00		0.00
4620	Adult Correctional Education	0.00	0.00	0.00	0.00	0.00		0.00
4630	Adult Career Technical Education	0.00	0.00	0.00	0.00	0.00		0.00
4760	Bilingual	0.00	0.00	0.00	0.00	0.00		0.00
4850	Migrant Education	0.00	0.00	0.00	0.00	0.00		0.00
5000-5999	Special Education	132,568.35	33,179.12	165,747.47	4,498.81	170,217.28		170,217.28
6000	Regional Occupational Ctr/Prg (ROCC/P)	0.00	0.00	0.00	0.00	0.00		0.00
Other Goals								
7110	Nonagency - Educational	0.00	0.00	0.00	0.00	0.00		0.00
7160	Nonagency - Other	0.00	0.00	0.00	0.00	0.00		0.00
8100	Community Services	0.00	0.00	0.00	0.00	0.00		0.00
8500	Child Care and Development Services	0.00	0.00	0.00	0.00	0.00		0.00
Other Costs								
---	Food Services						0.00	0.00
---	Enterprise						0.00	0.00
---	Facilities Acquisition & Construction						0.00	0.00
---	Other Outgo						11,149.92	11,149.92
Other Funds ---								
---	Adult Education, Child Development, Cafeteria, Foundation (Column 3 -- CAC, line C5) times CAC, line E)							
---	Indirect Cost Transfers to Other Funds (Net of Funds 01, 09, 82, Function 7210, Object: 7350)							
---	Total General Fund and Charter Schools Funds Expenditures	790,895.16	286,064.28	1,074,959.44	28,989.16	1,114,932.92	11,149.92	1,115,025.92

20

Goal	Type of Program	Instruction (Functions 1000- 4898)	Instructional Supervision and Administration (Functions 2100- 2200)	Library, Media, Technology and Instructional Resources (Functions 2400- 2485)	School Administration (Function: 2700)	Pupil Support Services (Functions 3110- 3160 and 3900)	Pupil Transportation (Function 3900)	Ancillary Services (Functions 4000- 4999)	Community Services (Functions 5000- 5999)	General Administration (Functions 7000- 7999, except 7210)*	Plant Maintenance and Operations (Functions 8100- 8400)	Facilities Rents and Leases (Function 8700)	Total
Instructional Goals													
0001	Pre-K-Kindergarten	0.00	0.00	0.00	0.00	0.00	0.00	0.00			0.00	0.00	0.00
1110	Regular Education, K-12	654,030.81	0.00	0.00	0.00	300.00	0.00	0.00			0.00	0.00	654,330.81
3100	Alternative Schools	0.00	0.00	0.00	0.00	0.00	0.00	0.00			0.00	0.00	0.00
3200	Continuation Schools	0.00	0.00	0.00	0.00	0.00	0.00	0.00			0.00	0.00	0.00
3300	Independent Study Centers	0.00	0.00	0.00	0.00	0.00	0.00	0.00			0.00	0.00	0.00
3400	Opportunity Schools	0.00	0.00	0.00	0.00	0.00	0.00	0.00			0.00	0.00	0.00
3550	Community Day Schools	0.00	0.00	0.00	0.00	0.00	0.00	0.00			0.00	0.00	0.00
3700	Specialized Secondary Programs	0.00	0.00	0.00	0.00	0.00	0.00	0.00			0.00	0.00	0.00
3800	Career Technical Education	0.00	0.00	0.00	0.00	0.00	0.00	0.00			0.00	0.00	0.00
4110	Regular Education, Adult	0.00	0.00	0.00	0.00	0.00	0.00	0.00			0.00	0.00	0.00
4610	Adult Independent Study Centers	0.00	0.00	0.00	0.00	0.00	0.00	0.00			0.00	0.00	0.00
4620	Adult Correctional Education	0.00	0.00	0.00	0.00	0.00	0.00	0.00			0.00	0.00	0.00
4630	Adult Career Technical Education	0.00	0.00	0.00	0.00	0.00	0.00	0.00			0.00	0.00	0.00
4760	Bilingual	0.00	0.00	0.00	0.00	0.00	0.00	0.00			0.00	0.00	0.00
4850	Migrant Education	0.00	0.00	0.00	0.00	0.00	0.00	0.00			0.00	0.00	0.00
5000-5999	Special Education	110,039.03	2,102.00	0.00	0.00	20,421.32	0.00	0.00			0.00	0.00	132,562.35
6000	ROCP	0.00	0.00	0.00	0.00	0.00	0.00	0.00			0.00	0.00	0.00
Other Goals													
7110	Nonagency - Educational	0.00	0.00	0.00	0.00	0.00	0.00	0.00	0.00	0.00	0.00	0.00	0.00
7150	Nonagency - Other	0.00	0.00	0.00	0.00	0.00	0.00	0.00	0.00	0.00	0.00	0.00	0.00
8100	Community Services								0.00	0.00	0.00	0.00	0.00
8900	Child Care and Development Services	0.00	0.00	0.00	0.00	0.00	0.00	0.00	0.00	0.00	0.00	0.00	0.00
Total Direct Charged Costs		764,069.84	2,102.00	0.00	0.00	20,721.32	0.00	0.00	0.00	0.00	0.00	0.00	786,891.16

* Functions 7100-7199 for goals 8100 and 8500

21

Goal	Type of Program	Allocated Support Costs (Based on factors input on Form PCRAF)			Total
		Full-Time Equivalents	Classroom Units	Pupils Transferred	
Instructional Goals					
0001	Pre-Kindergarten	0.00	0.00	0.00	0.00
1110	Regular Education, K-12	148,827.80	106,057.36	0.00	254,885.16
3100	Alternative Schools	0.00	0.00	0.00	0.00
3200	Continuation Schools	0.00	0.00	0.00	0.00
3300	Independent Study Centers	0.00	0.00	0.00	0.00
3400	Opportunity Schools	0.00	0.00	0.00	0.00
3550	Community Day Schools	0.00	0.00	0.00	0.00
3700	Specialized Secondary Programs	0.00	0.00	0.00	0.00
3800	Career Technical Education	0.00	0.00	0.00	0.00
4110	Regular Education, Adult	0.00	0.00	0.00	0.00
4610	Adult Independent Study Centers	0.00	0.00	0.00	0.00
4620	Adult Correctional Education	0.00	0.00	0.00	0.00
4630	Adult Career Technical Education	0.00	0.00	0.00	0.00
4760	Bilingual	0.00	0.00	0.00	0.00
4850	Migrant Education	0.00	0.00	0.00	0.00
5000-5999	Special Education (allocated to 5001)	15,502.90	17,676.22	0.00	33,179.12
6000	ROC/P	0.00	0.00	0.00	0.00
Other Goals					
7110	Nonagency - Educational	0.00	0.00	0.00	0.00
7150	Nonagency - Other	0.00	0.00	0.00	0.00
8100	Community Services	0.00	0.00	0.00	0.00
8500	Child Care and Development Svcs.	0.00	0.00	0.00	0.00
Other Funds					
..	Adult Education (Fund 11)	0.00	0.00	0.00	0.00
..	Child Development (Fund 12)	0.00	0.00	0.00	0.00
..	Califexia (Funds 13 and 61)	0.00	0.00	0.00	0.00
Total Allocated Support Costs		164,330.70	123,733.58	0.00	288,064.28

22

A.	Central Administration Costs in General Fund and Charter Schools Funds	
1	Board and Superintendent (Funds 01, 09, and 02, Functions 7100-7180, Goals 0000-6699 and 9000, Objects 1000-7999)	0.00
2	External Financial Audits (Funds 01, 09, and 02, Functions 7100-7191, Goals 0000-6699 and 9000, Objects 1000 - 7999)	5,115.00
3	Other General Administration (Funds 01, 09, and 02, Functions 7200-7600 except 7210, Goal 0000, Objects 1000-7999)	23,874.16
4	Centralized Data Processing (Funds 01, 09, and 02, Function 7700, Goal 0000, Objects 1000-7999)	0.00
5	Total Central Administration Costs in General Fund and Charter Schools Funds	28,989.16
B.	Direct Charged and Allocated Costs in General Fund and Charter Schools Funds	
1	Total Direct Charged Costs (from Form PCR, Column 1, Total)	786,895.16
2	Total Allocated Costs (from Form PCR, Column 2, Total)	288,094.26
3	Total Direct Charged and Allocated Costs in General Fund and Charter Schools Funds	1,074,989.44
C.	Direct Charged Costs in Other Funds	
1	Adult Education (Fund 11, Objects 1000-5999, except 5100)	0.00
2	Child Development (Fund 12, Objects 1000-5999, except 5100)	0.00
3	Cafeteria (Funds 13 & 61, Objects 1000-5999, except 5100)	0.00
4	Foundation (Funds 19 & 57, Objects 1000-5999, except 5100)	0.00
5	Total Direct Charged Costs in Other Funds	0.00
D.	Total Direct Charged and Allocated Costs (B3 + C5)	1,074,989.44
E.	Ratio of Central Administration Costs to Direct Charged and Allocated Costs (A5/D)	2.70%

23

Type of Activity	Food Services (Function 3700)	Enterprise (Function 6000)	Facilities Acquisition & Construction (Function 5500)	Other Outgo (Functions 9000- 9999)	Total
Food Services (Objects 1000-5999, 6100-6920)	0.00				0.00
Enterprise (Objects 1000-5999, 6100-6920)		0.00			0.00
Facilities Acquisition & Construction (Objects 1000-6700)			0.00		0.00
Other Outgo (Objects 1000 - 7999)				11,148.92	11,148.92
Total Other Costs	0.00	0.00	0.00	11,148.92	11,148.92

24

Unaudited Actuals
2022-23 Estimated Actuals Unaudited Actuals
SUMMARY OF INTERFUND ACTIVITIES
FOR ALL FUNDS

Description	Direct Costs - Interfund		Indirect Costs - Interfund		Interfund Transfers In 8900-8929	Interfund Transfers Out 7600-7629	Due From Other Funds 9310	Due To Other Funds 9610
	Transfers In 5750	Transfers Out 5750	Transfers In 7350	Transfers Out 7350				
01 GENERAL FUND								
Expenditure Detail	0.00	0.00	0.00	0.00				
Other Sources/Uses Detail					0.00	0.00		
Fund Reconciliation							0.00	0.00
08 STUDENT ACTIVITY SPECIAL REVENUE FUND								
Expenditure Detail	0.00	0.00	0.00	0.00				
Other Sources/Uses Detail					0.00	0.00		
Fund Reconciliation							0.00	0.00
09 CHARTER SCHOOLS SPECIAL REVENUE FUND								
Expenditure Detail	0.00	0.00	0.00	0.00				
Other Sources/Uses Detail					0.00	0.00		
Fund Reconciliation							0.00	0.00
10 SPECIAL EDUCATION PASS-THROUGH FUND								
Expenditure Detail								
Other Sources/Uses Detail								
Fund Reconciliation							0.00	0.00
11 ADULT EDUCATION FUND								
Expenditure Detail	0.00	0.00	0.00	0.00				
Other Sources/Uses Detail					0.00	0.00		
Fund Reconciliation							0.00	0.00
12 CHILD DEVELOPMENT FUND								
Expenditure Detail	0.00	0.00	0.00	0.00				
Other Sources/Uses Detail					0.00	0.00		
Fund Reconciliation							0.00	0.00
13 CAFETERIA SPECIAL REVENUE FUND								
Expenditure Detail	0.00	0.00	0.00	0.00				
Other Sources/Uses Detail					0.00	0.00		
Fund Reconciliation							0.00	0.00
14 DEFERRED MAINTENANCE FUND								
Expenditure Detail	0.00	0.00						
Other Sources/Uses Detail					0.00	0.00		
Fund Reconciliation							0.00	0.00
15 PUPIL TRANSPORTATION EQUIPMENT FUND								
Expenditure Detail	0.00	0.00						
Other Sources/Uses Detail					0.00	0.00		
Fund Reconciliation							0.00	0.00
16 FOREST RESERVE FUND								
Expenditure Detail								
Other Sources/Uses Detail					0.00	0.00		
Fund Reconciliation							0.00	0.00
17 SPECIAL RESERVE FUND FOR OTHER THAN CAPITAL OUTLAY								
Expenditure Detail								
Other Sources/Uses Detail					0.00	0.00		

25

Description	Direct Costs - Interfund		Indirect Costs - Interfund		Interfund Transfers In 8900-8929	Interfund Transfers Out 7600-7629	Due From Other Funds 9310	Due To Other Funds 9610
	Transfers In 5750	Transfers Out 5750	Transfers In 7350	Transfers Out 7350				
Fund Reconciliation							0.00	0.00
18 SCHOOL BUS EMISSIONS REDUCTION FUND								
Expenditure Detail	0.00	0.00						
Other Sources/Uses Detail					0.00	0.00		
Fund Reconciliation							0.00	0.00
19 FOUNDATION SPECIAL REVENUE FUND								
Expenditure Detail	0.00	0.00	0.00	0.00				
Other Sources/Uses Detail						0.00		
Fund Reconciliation							0.00	0.00
20 SPECIAL RESERVE FUND FOR POSTEMPLOYMENT BENEFITS								
Expenditure Detail								
Other Sources/Uses Detail					0.00	0.00		
Fund Reconciliation							0.00	0.00
21 BUILDING FUND								
Expenditure Detail	0.00	0.00						
Other Sources/Uses Detail					0.00	0.00		
Fund Reconciliation							0.00	0.00
25 CAPITAL FACILITIES FUND								
Expenditure Detail	0.00	0.00						
Other Sources/Uses Detail					0.00	0.00		
Fund Reconciliation							0.00	0.00
30 STATE SCHOOL BUILDING LEASE/PURCHASE FUND								
Expenditure Detail	0.00	0.00						
Other Sources/Uses Detail					0.00	0.00		
Fund Reconciliation							0.00	0.00
35 COUNTY SCHOOL FACILITIES FUND								
Expenditure Detail	0.00	0.00						
Other Sources/Uses Detail					0.00	0.00		
Fund Reconciliation							0.00	0.00
40 SPECIAL RESERVE FUND FOR CAPITAL OUTLAY PROJECTS								
Expenditure Detail	0.00	0.00						
Other Sources/Uses Detail					0.00	0.00		
Fund Reconciliation							0.00	0.00
49 CAP PROJ FUND FOR BLENDED COMPONENT UNITS								
Expenditure Detail	0.00	0.00						
Other Sources/Uses Detail					0.00	0.00		
Fund Reconciliation							0.00	0.00
51 BOND INTEREST AND REDEMPTION FUND								
Expenditure Detail								
Other Sources/Uses Detail					0.00	0.00		
Fund Reconciliation							0.00	0.00
52 DEBT SVC FUND FOR BLENDED COMPONENT UNITS								
Expenditure Detail								
Other Sources/Uses Detail					0.00	0.00		

26

Unaudited Actuals
2022-23 Estimated Actuals Unaudited Actuals
SUMMARY OF INTERFUND ACTIVITIES
FOR ALL FUNDS

Description	Direct Costs - Interfund		Indirect Costs - Interfund		Interfund Transfers In 8900-8929	Interfund Transfers Out 7600-7629	Due From Other Funds 9310	Due To Other Funds 9610
	Transfers In 5750	Transfers Out 5750	Transfers In 7350	Transfers Out 7350				
Fund Reconciliation							0.00	0.00
53 TAX OVERRIDE FUND								
Expenditure Detail								
Other Sources/Uses Detail					0.00	0.00		
Fund Reconciliation							0.00	0.00
56 DEBT SERVICE FUND								
Expenditure Detail								
Other Sources/Uses Detail					0.00	0.00		
Fund Reconciliation							0.00	0.00
57 FOUNDATION PERMANENT FUND								
Expenditure Detail	0.00	0.00	0.00	0.00				
Other Sources/Uses Detail						0.00		
Fund Reconciliation							0.00	0.00
61 CAFETERIA ENTERPRISE FUND								
Expenditure Detail	0.00	0.00	0.00	0.00				
Other Sources/Uses Detail					0.00	0.00		
Fund Reconciliation							0.00	0.00
62 CHARTER SCHOOLS ENTERPRISE FUND								
Expenditure Detail	0.00	0.00	0.00	0.00				
Other Sources/Uses Detail					0.00	0.00		
Fund Reconciliation							0.00	0.00
63 OTHER ENTERPRISE FUND								
Expenditure Detail	0.00	0.00						
Other Sources/Uses Detail					0.00	0.00		
Fund Reconciliation							0.00	0.00
66 WAREHOUSE REVOLVING FUND								
Expenditure Detail	0.00	0.00						
Other Sources/Uses Detail					0.00	0.00		
Fund Reconciliation							0.00	0.00
67 SELF-INSURANCE FUND								
Expenditure Detail	0.00	0.00						
Other Sources/Uses Detail					0.00	0.00		
Fund Reconciliation							0.00	0.00
71 RETIREE BENEFIT FUND								
Expenditure Detail								
Other Sources/Uses Detail					0.00			
Fund Reconciliation							0.00	0.00
73 FOUNDATION PRIVATE-PURPOSE TRUST FUND								
Expenditure Detail	0.00	0.00						
Other Sources/Uses Detail					0.00			
Fund Reconciliation							0.00	0.00
76 WARRANT/PASS-THROUGH FUND								
Expenditure Detail								
Other Sources/Uses Detail								

27

Unaudited Actuals
 2022-23 Estimated Actuals Unaudited Actuals
 SUMMARY OF INTERFUND ACTIVITIES
 FOR ALL FUNDS

Description	Direct Costs - Interfund		Indirect Costs - Interfund		Interfund Transfers In 8900-8929	Interfund Transfers Out 7600-7629	Due From Other Funds 9310	Due To Other Funds 9610
	Transfers In 5750	Transfers Out 5750	Transfers In 7350	Transfers Out 7350				
Fund Reconciliation							0.00	0.00
95 STUDENT BODY FUND								
Expenditure Detail								
Other Sources/Uses Detail								
Fund Reconciliation							0.00	0.00
TOTALS	0.00	0.00	0.00	0.00	0.00	0.00	0.00	0.00

28

Unaudited Actuals
Unaudited Actuals 2022-23
Technical Review Checks
Phase - All
Display - Exceptions Only

Big Sur Charter

Monterey County

Following is a chart of the various types of technical review checks and related requirements:

- F - Fatal (Data must be corrected; an explanation is not allowed)
- W/WC - Warning/Warning with Calculation (If data are not correct, correct the data; if data are correct an explanation is required)
- O - Informational (If data are not correct, correct the data; if data are correct an explanation is optional, but encouraged)

SUPPLEMENTAL CHECKS

IC-ADMIN-PLANT-SVCS - (Warning) - Percentage of plant services costs attributable to general administration is either zero or exceeds 25%. LEAs with these percentages may have incorrectly coded general administration costs. Please review the GL data extracted on Line A1 and any amount entered on Line A2a in Part I of the Indirect Cost Rate Worksheet (Form ICR) and correct the data if necessary. Exception

Percentage of plant services costs attributable to general administration (Part I, Line C) is	% \$0.00
Explanation: This is a small charter school and administrative costs are kept at a minimum as a means to allow maximum revenues and expenditures in the instructional portion of the program. This is also a non-classroom based charter.	

IC-BD-SUPT-NOT-ZERO - (Warning) - There are no Board and Superintendent costs reported in Form ICR, Part III, Line B7. Please review your records and make any necessary corrections. Exception

Board and Superintendent (Form ICR, Part III, Line B7)	0.00
Explanation: This is a small charter school and administrative costs are kept at a minimum as a means to allow maximum revenues and expenditures in the instructional portion of the program. This is a non-classroom based charter. Also, the charter has a director and not a superintendent as administrative oversight is provided by Big Sur Unified who is paid an administrative fee for their services.	

IC-BD-SUPT-VS-ADMIN - (Warning) - In Form ICR, the ratio of Board and Superintendent costs to Other General Administration costs is less than 5%. Please review your records and make any necessary corrections. Exception

Board and Superintendent (Form ICR, Part III, Line B7)	\$0.00
Other General Administration, less portion charged to restricted resources or specific goals (Form ICR, Part III, Line A1)	\$23,874.16
Ratio is	\$0.00 %
Explanation: This is a small charter school and administrative costs are kept at a minimum as a means to allow maximum revenues and expenditures in the instructional portion of the program. This is a non-classroom based charter. Also, the charter has a director and not a superintendent as administrative oversight is provided by Big Sur Unified who is paid an administrative fee for their services.	

Description	001			002		003		TOTAL
	SPED IDEA Part B	SPED IDEA	SPED Mental Health	SPED IDEA Part B	SPED IDEA	SPED Mental Health	SPED Mental Health	
FEDERAL PROGRAM NAME								
FEDERAL CATALOG NUMBER								
RESOURCE CODE	15638	13379	15197					
REVENUE OBJECT	3305	3310	3327					
LOCAL DESCRIPTION (if any)	8182	8290	8182					
AWARD								
1. Prior Year Carry over	3,504.00		670.00					4,174.00
2. a. Current Year Award		12,265.00	1,438.00					13,703.00
b. Transferability (ESSA)								0.00
c. Other Adjustments								0.00
d. Adj. Curr Yr Award								
(sum lines 2a, 2b, & 2c)	0.00	12,265.00	1,438.00					13,703.00
3. Required Matching Funds/Other								0.00
4. Total Available Award	3,504.00	12,265.00	2,108.00					17,877.00
(sum lines 1, 2d, & 3)								
REVENUES								
5. Unearned Revenue Deferred from Prior Year								0.00
6. Cash Received in Current Year								0.00
7. Contributed Matching Funds								0.00
8. Total Available (sum lines 5, 6, & 7)	0.00	0.00	0.00					0.00
EXPENDITURES								
9. Donor-Authorized Expenditures	3,504.00	12,265.00	2,108.00					17,877.00
10. Non Donor-Authorized Expenditures								0.00
11. Total Expenditures (lines 9 & 10)	3,504.00	12,265.00	2,108.00					17,877.00
12. Amounts Included in Line 6 above for Prior Year Adjustments								0.00
13. Calculation of Unearned Revenue or A/P, & A/R amounts (line 8 minus line 9 plus line 12)	(3,504.00)	(12,265.00)	(2,108.00)					(17,877.00)

30

Description	001			002			003		
a. Unearned Revenue									0.00
b. Accounts Payable									0.00
c. Accounts Receivable				3,504.00			2,108.00		17,877.00
14. Unused Grant Award Calculation (line 4 minus line 9)						12,265.00			
15. If Carryover is allowed, enter line 14 amount here				0.00		0.00			0.00
16. Reconciliation of Revenue (line 5 plus line 6 minus line 13a minus line 13b plus line 13c)				3,504.00		12,265.00		2,108.00	17,877.00

Description	001		002		TOTAL
	STRS On-Behalf	UPK Grant	STRS On-Behalf	UPK Grant	
STATE PROGRAM NAME	7690	6053			
RESOURCE CODE	8590	8590			
REVENUE OBJECT					
LOCAL DESCRIPTION (if any)					
AWARD					
1. Prior Year Carry over	0.00		26,039.00		26,039.00
2. a. Current Year Award	34,220.00		30,232.00		64,452.00
b. Other Adjustments					0.00
c. Adj Curr Yr Award (sum lines 2a & 2b)	34,220.00		30,232.00		64,452.00
3. Required Matching Funds/Other					0.00
4. Total Available Award (sum lines 1, 2c, & 3)	34,220.00		56,271.00		90,491.00
REVENUES					
5. Unearned Revenue Deferred from Prior Year			26,014.00		26,014.00
6. Cash Received in Current Year	34,220.00		30,257.00		64,477.00
7. Contributed Matching Funds					0.00
8. Total Available (sum lines 5, 6, & 7)	34,220.00		56,271.00		90,491.00
EXPENDITURES					
9. Donor-Authorized Expenditures	34,220.00				34,220.00
10. Non Donor-Authorized Expenditures					0.00
11. Total Expenditures (lines 9 & 10)	34,220.00		0.00		34,220.00
12. Amounts Included in Line 6 above for Prior Year Adjustments					0.00
13. Calculation of Unearned Revenue or A/P, & AVR amounts (line 8 minus line 9 plus line 12)	0.00		56,271.00		56,271.00
a. Unearned Revenue			56,271.00		56,271.00
b. Accounts Payable					0.00
c. Accounts Receivable					0.00
14. Unused Grant Award Calculation (line 4 minus line 9)	0.00		56,271.00		56,271.00

32

Description	001		002	
15. If Carry over is allowed, enter line 14 amount here			56,271.00	56,271.00
16. Reconciliation of Revenue (line 5 plus line 6 minus line 13a minus line 13b plus line 13c)		34,220.00	0.00	34,220.00

33

Description	001		002		TOTAL
	Fundraisers	Coastal Stewardship	Fundraisers	Coastal Stewardship	
LOCAL PROGRAM NAME	9013	9019			
RESOURCE CODE	8699	8699			
REVENUE OBJECT					
LOCAL DESCRIPTION (if any)					
AWARD					
1. Prior Year Carry over	516.70	96,412.81			96,929.51
2. a. Current Year Award	63,692.63				63,692.63
b. Other Adjustments					0.00
c. Adj Curr Yr Award (sum lines 2a & 2b)	63,692.63	0.00			63,692.63
3. Required Matching Funds/Other					0.00
4. Total Available Award (sum lines 1, 2c, & 3)	64,209.33	96,412.81			160,622.14
REVENUES					
5. Unearned Revenue Deferred from Prior Year	516.70				516.70
6. Cash Received in Current Year	63,692.63	96,412.81			160,105.44
7. Contributed Matching Funds					0.00
8. Total Available (sum lines 5, 6, & 7)	64,209.33	96,412.81			160,622.14
EXPENDITURES					
9. Donor-Authorized Expenditures	61,725.30	96,412.81			158,138.11
10. Non Donor-Authorized Expenditures					0.00
11. Total Expenditures (lines 9 & 10)	61,725.30	96,412.81			158,138.11
12. Amounts Included in Line 6 above for Prior Year Adjustments					0.00
13. Calculation of Unearned Revenue or A/P, & A/R amounts (line 8 minus line 9 plus line 12)	2,484.03	0.00			2,484.03
a. Unearned Revenue	2,484.03				2,484.03
b. Accounts Payable					0.00
c. Accounts Receivable					0.00
14. Unused Grant Award Calculation					

34

Description (line 4 minus line 9) 15. If Carryover is allowed, enter line 14 amount here 16. Reconciliation of Revenue (line 5 plus line 6 minus line 13a minus line 13b plus line 13c)	001		002	
	2,484.03	0.00	2,484.03	2,484.03
	2,484.03			2,484.03
	61,725.30	96,412.81		158,138.11

35

REVENUES, AND EXPENDITURES - ALL FUNDS
SCHEDULE FOR CATEGORIES SUBJECT TO RESTRICTED ENDING
BALANCES

Description	001	002	003	004	005	006	007
STATE PROGRAM NAME	LCFF Supplemental	Unrestricted Lottery	EPA	Prop 39	Ed. Eff Grant	Lottery Inst. Materials	SPED
RESOURCE CODE	0940	1100	1400	8230	6266	6300	6500
REVENUE OBJECT	8980	8560	8012	8590	8590	8560	8792
LOCAL DESCRIPTION (if any)	LCAP			Clean Air			
AWARD							
1. Prior Year Restricted Ending Balance				15,269.00	13,529.00		61,642.00
2. a. Current Year Award	41,644.00	18,754.31	65,808.00		3,382.00	9,212.04	
b. Other Adjustments		256.61	767.00			281.84	2,353.00
c. Adj Curr Yr Award (sum lines 2a & 2b)	41,644.00	19,010.92	66,575.00	0.00	3,382.00	9,493.88	63,995.00
3. Required Matching Funds/Other							29,792.69
4. Total Available Award (sum lines 1, 2c, & 3)	41,644.00	19,010.92	66,575.00	15,269.00	16,911.00	9,493.88	93,787.69
REVENUES							
5. Cash Received in Current Year	41,644.00	16,154.00	47,750.00		3,382.00	6,854.23	57,133.00
6. Amounts Included in Line 5 for Prior Year Adjustments							2,353.00
7. a. Accounts Receivable (line 2c minus lines 5 & 6)	0.00	2,856.92	18,825.00	0.00	0.00	2,639.65	4,509.00
b. Noncurrent Accounts Receivable							
c. Current Accounts Receivable (line 7a minus line 7b)	0.00	2,856.92	18,825.00	0.00	0.00	2,639.65	4,509.00
8. Contributed Matching Funds							
9. Total Available (sum lines 5, 7c, & 8)	41,644.00	19,010.92	66,575.00	0.00	3,382.00	9,493.88	61,642.00
EXPENDITURES							
10. Donor-Authorized Expenditures	41,644.00	19,010.92	66,575.00		1,677.04	9,493.88	93,787.69
11. Non Donor-Authorized Expenditures							
12. Total Expenditures (line 10 plus line 11)	41,644.00	19,010.92	66,575.00	0.00	1,677.04	9,493.88	93,787.69

36

REVENUES, AND EXPENDITURES - ALL FUNDS
SCHEDULE FOR CATEGORICALS SUBJECT TO RESTRICTED ENDING
BALANCES

Description	001	002	003	004	005	006	007
RESTRICTED ENDING BALANCE							
13. Current Year (line 4 minus line 10)	0.00	0.00	0.00	0.00	15,269.00	15,233.96	0.00
							0.00

37

REVENUES, AND EXPENDITURES - ALL FUNDS
SCHEDULE FOR CATEGORICALS SUBJECT TO RESTRICTED ENDING
BALANCES

Description	008		009		010		011		012		013		TOTAL
	SPED Mental Health 6512	SPED Mental Health 8590	SPED Dispute Prevention 6536	SPED Dispute Prevention 8590	SPED Mental Health 6546	SPED Mental Health 8590	Art, Music, PE 6762	Art, Music, PE 8590	College Readiness 7338	College Readiness 8590	Learning Recovery 7435	Learning Recovery 8590	
LOCAL DESCRIPTION (if any)	Old Code				New Code			Can't Use					
AWARD													
1. Prior Year Restricted Ending Balance									75,000.00				103,798.00
2. a. Current Year Award			402.00		10,749.00	28,502.00					47,083.00		287,178.35
b. Other Adjustments	19,728.00												23,386.45
c. Adj Curr Yr Award (sum lines 2a & 2b)	19,728.00		402.00		10,749.00	28,502.00			0.00		47,083.00		310,584.80
3. Required Matching Funds/Other													29,792.69
4. Total Available Award (sum lines 1, 2c, & 3)	19,728.00		402.00		10,749.00	28,502.00			75,000.00		47,083.00		444,155.49
REVENUES													
5. Cash Received in Current Year	7,734.00					28,502.00					47,083.00		256,236.23
6. Amounts Included in Line 5 for Prior Year Adjustments													2,353.00
7. a. Accounts Receivable (line 2c minus lines 5 & 6)	11,994.00		402.00		10,749.00	0.00			0.00		0.00		51,975.57
b. Noncurrent Accounts Receivable													0.00
c. Current Accounts Receivable (line 7a minus line 7b)	11,994.00		402.00		10,749.00	0.00			0.00		0.00		51,975.57
8. Contributed Matching Funds													0.00
9. Total Available (sum lines 5, 7c, & 8)	19,728.00		402.00		10,749.00	28,502.00			0.00		47,083.00		308,211.80
EXPENDITURES													
10. Donor-Authorized Expenditures			402.00			1,625.01							262,550.36
11. Non Donor-Authorized Expenditures	12,030.91										16,303.91		0.00
12. Total Expenditures (line 10 plus line 11)	12,030.91		402.00		0.00	1,625.01			0.00		16,303.91		262,550.36

38

REVENUES, AND EXPENDITURES - ALL FUNDS
SCHEDULE FOR CATEGORICALS SUBJECT TO RESTRICTED ENDING
BALANCES

Description	008	009	010	011	012	013
RESTRICTED ENDING BALANCE						
13. Current Year (line 4 minus line 10)	7,697.09	0.00	10,749.00	26,876.99	75,000.00	30,779.09
						181,605.13

Big Sur Charter (118349) - 22-23		8/24/2023			
Unaudited Actuals		2022-23	2023-24	2024-25	2025-26
SUMMARY OF FUNDING					
General Assumptions					
COLA & Augmentation		13.26%	8.22%	3.94%	3.29%
LCFF Entitlement					
Base Grant		\$784,071	\$866,190	\$900,322	\$929,916
Grade Span Adjustment		39,912	43,344	45,024	46,494
Supplemental Grant		41,644	50,043	53,506	54,249
Add-ons: Transitional Kindergarten		5,035	5,449	5,664	5,850
Total LCFF Entitlement Before Adjustments,		\$870,662	\$965,026	\$1,004,516	\$1,036,509
Total LCFF Entitlement		870,662	965,026	1,004,516	1,036,509
LCFF Entitlement Per ADA	\$	10,333	\$ 11,221	\$ 11,680	\$ 12,052
Components of LCFF By Object Code					
State Aid (Object Code 8011)	\$	324,071	\$ 361,290	\$ 376,992	\$ 388,340
EPA (for LCFF Calculation - Resource 1400 /	\$	65,808	\$ 122,953	\$ 146,741	\$ 167,386
In-Lieu of Property Taxes (Object Code 80		480,783	480,783	480,783	480,783
Total LCFF Entitlement		870,662	965,026	1,004,516	1,036,509
SUMMARY OF EPA					
LCAP PERCENTAGE TO INCREASE OR IMPROVE SERVICES					
Base Grant (Excludes add-ons for TIIG and Tr.	\$	823,983	\$ 909,534	\$ 945,346	\$ 976,410
Supplemental and Concentration Grant fund	\$	41,644	\$ 50,043	\$ 53,506	\$ 54,249
Percentage to Increase or Improve Services		5.05%	5.50%	5.66%	5.56%
SUMMARY OF STUDENT POPULATION					
Unduplicated Pupil Population					
Total Enrollment		85	90	90	90
Total Unduplicated Pupil Count		25	25	25	25
Rolling %, Supplemental Grant		25.2700%	27.5100%	28.3000%	27.7800%
SUMMARY OF LCFF ADA					
Current Year ADA					
Grades TK-3		41.88	42.00	42.00	42.00
Grades 4-6		21.02	22.00	22.00	22.00
Grades 7-8		21.36	22.00	22.00	22.00
LCFF Subtotal		84.26	86.00	86.00	86.00
Combined Subtotal		84.26	86.00	86.00	86.00
Change in LCFF ADA (excludes NSS ADA)		84.26	86.00	86.00	86.00
		Increase	Increase	Increase	Increase

40

LCFF CALCULATOR

118349	5 digit	Big Sur Charter
NO	Is this	22-23 Unaudited Actuals
Charter	Project	Cindy Fellows
		cindy.fellows1210@gmail.com
8/24/2023	Project	831-682-1676

Big Sur Charter (118349)	2022-23	2023-24	2024-25	2025-26
--------------------------	---------	---------	---------	---------

(1) UNIVERSAL ASSUMPTIONS

Supplemental Grant %	20.00%	20.00%	20.00%	20.00%
Concentration Grant (>55% population)	65.00%	65.00%	65.00%	65.00%
Statutory COLA & Augmentation/Suspension	13.26%	8.22%	3.94%	3.29%
Statutory COLA	6.56%	8.22%	3.94%	3.29%
Augmentation/(COLA Suspension)	6.70%	0.00%	0.00%	0.00%
Transitional Kindergarten Add-on (2022-23)	\$ 2,813.00	\$ 3,044.23	\$ 3,164.17	\$ 3,268.27
EPA Entitlement as % of statewide adj	12.74780911%	44.55990366%	44.55990366%	44.55990366%

(2) CHARTER SCHOOL DATA ELEMENTS REQUIRED TO CALCULATE THE LCFF

(a) TRANSFER OF IN-LIEU PROPERTY TAX

I-4	F-6 / F-7 In-Lieu of Property Tax	480,783	480,783	480,783	480,783
-----	-----------------------------------	---------	---------	---------	---------

(b) UNDUPLICATED PUPIL PERCENTAGE (UPP)

A-1, A-2, A-3	Enrollment	85	90	90	90
B-1, B-2, B-3	Unduplicated Pupil Count	25	25	25	25
		<i>3-yr rolling percentage</i>	<i>3-yr rolling percentage</i>	<i>3-yr rolling percentage</i>	<i>3-yr rolling percentage</i>
	Single Year Unduplicated	29.41%	27.78%	27.78%	27.78%
C-1	Unduplicated Pupil Percen	25.27%	27.51%	28.30%	27.78%

(d) AVERAGE DAILY ATTENDANCE (ADA)

G-4	TK (NEW beginning)	1.79	1.79	1.79	1.79
-----	--------------------	------	------	------	------

ADA used for Base, Supplemental and Concentration Grant Calculations:

Enter P2 Data - Note: Charter School ADA is always funded on current year

B-1	Grades TK-3	41.88	42.00	42.00	42.00
B-2	Grades 4-6	21.02	22.00	22.00	22.00
B-3	Grades 7-8	21.36	22.00	22.00	22.00
	SUBTOTAL ADA	84.26	86.00	86.00	86.00
	RATIO: ADA to Enrollment	0.96	0.96	0.96	0.96



FISCAL CRISIS & MANAGEMENT ASSISTANCE TEAM

41

2022-23 Grants & Donations

Grants & Donations	Total
Family Giving	\$ 11,521
Outside Donation	\$ 940
Monterey Peninsula Art Foundation - Art Grant	\$ 250
Pebble Beach Company Foundation - CSP Grant	\$ 4,000
Pebble Beach Company Foundation Grant	\$ 3,000
Community Foundation for Monterey County - Farrell/Allen Carmel Rotary Fund	\$ 1,000
Big Sur Marathon Foundation Grant	\$ 800
Yellow Brick Road Benefit Shop Grant	\$ 3,000
H & L Partners - McDonald's Grant	\$ 1,000
Arnold Hospitality, Inc - Matching McDonald's Grant	\$ 1,000
SRI International - Science Grant	\$ 1,000
Grand Total	\$ 27,510



Municipalities, Colleges, Schools Insurance Group

76 Stephanie Drive, Salinas CA 93901
(831) 755-0161 www.mcsig.com

Executive Director Update

ACTIVITIES OF NOTE

Important Upcoming Dates

Executive Committee

September 28
11:30 a.m.

Full Board

September 28
3:45 p.m.

Executive Committee Members

Steven McDougall, President
CFT

Griselda Ortiz, Vice President
CSEA

Ana Aguillon, Treasurer
SUHSD

Yvonne Perez, Member
CUSD

Ryan Altemeyer, Member
MPUSD

Yolanda Salazar, Member
CSEA

Patricia Garfoot, Member
KCUSD

Glen Hanneman, Member
CTA

Neddie Sarmiento, ASW
Executive Director
831-755-0161
nsarmiento@mcsig.com

SEPTEMBER 28 EXECUTIVE COMMITTEE & FULL BOARD MEETINGS—**QUORUM IS NEEDED:**

Among the important topics to consider at these meetings are MCSIG's 2024 Rate Renewals, Medical, Dental, and Vision Plan design options to mitigate the rate increases, Vendor Proposals for the Dependent Verification Audit, Blue Shield ASO contract, and Cyber Policy Renewal.

2024 PRELIMINARY RATE RENEWALS

At the August 24th meetings, Tom Edwards, MCSIG's technical consultant, provided updated projected rate renewals and potential plan design changes to mitigate the rates.

Medical Renewal: The medical renewal across all plans is 9.09%, which includes the deficit recoupment. Note: The 7.1% preliminary medical renewal presented in April did not include the deficit recoupment. Mr. Edwards provided individual plan rate renewals and potential plan changes for the various plan designs to mitigate the rate increase. Factors driving the increase are a substantial rise in the number and magnitude of large claims over \$500,000 (16 claims over \$500,000 during the experience period) and a substantial increase in stop-loss premium. At the upcoming September 28th meetings, Mr. Edwards will bring back several scenarios requested by the Board to mitigate the rate increases.

Dental Renewal: The calculated dental renewal is a reduction of 0.78%. The Board considered plan design options increasing the annual maximums for both in and out-of-pocket levels.

Vision Renewal: The calculated vision renewal is 5.69%. MCSIG's actuary believes this is still due to some COVID "catch-up" and recent high claims experience.

CompleteCare Reimbursement Program: Rate pass. This program continues to run well, with the current enrollment at 165. The overall loss ratio is less than 70%.

WELCOME NEW MCSIG BOARD MEMBERS

Amy Sweet, San Antonio Union School District
Josh Van Norman, Bradley Union School District

